

16

15

14

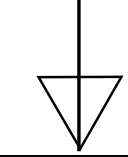
13

12

11

10

9



8

7

6

5

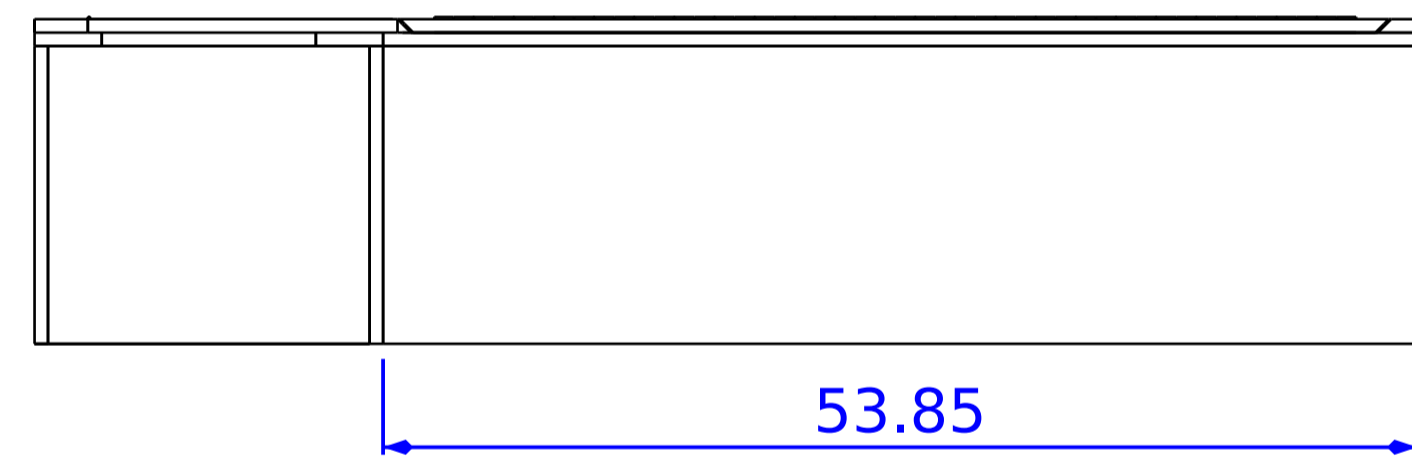

4

3

2

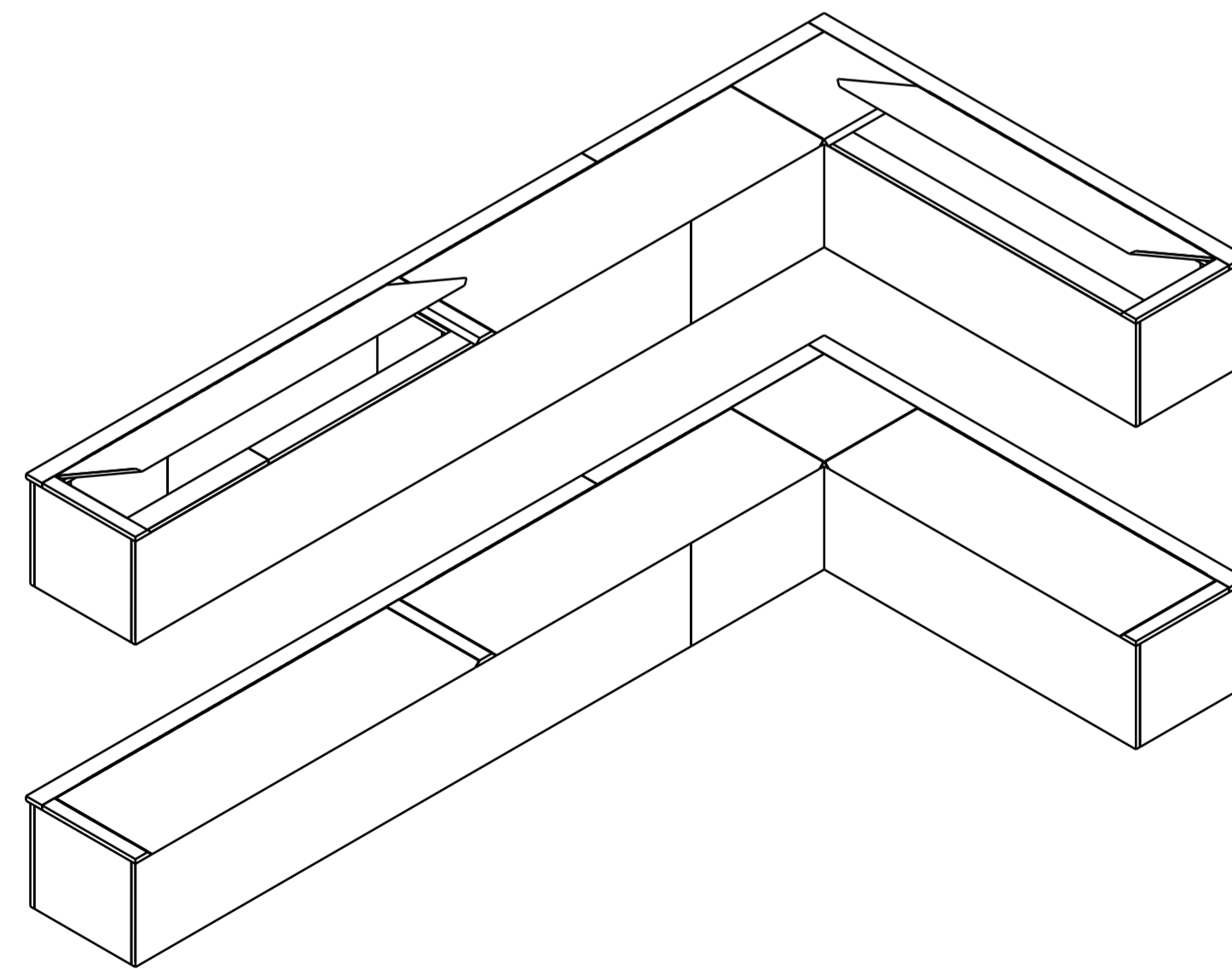
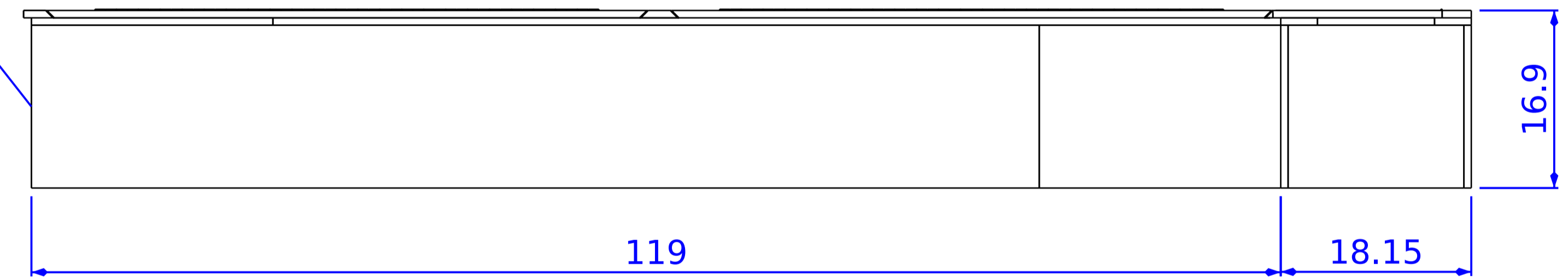
1

REVISION HISTORY			
REV	DESCRIPTION	DATE	APPROVED



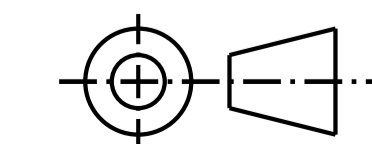
2

1



8	SCREW, CSK HD	82
7	HINGE, LONG	2
6	LID, LONG	2
5	HINGE, SHORT	1
4	LID, SHORT	1
3	SEAT ASSEMBLY 000008	1
2	BENCH ASSEMBLY, LONG 000007	1
1	BENCH ASSEMBLY, SHORT 000004	1
	ITEM #	QTY

UNLESS OTHERWISE SPECIFIED
 DIM ARE IN INCHES
 TOL ON ANGLES ±1°
 LINEAR TOL ±.01
 INTERPRET DIM AND TOL
 PER ASME Y14.5-2013
 THIRD ANGLE PROJECTION



AUTHOR
N. CLAMPITT
 DATE
20171112

ChipsWoodShop.com

TITLE
CORNER BENCH ASSEMBLY

SIZE A1	DWG NO 000001	REV -
SCALE 1:10	WEIGHT N/A	SHEET 1 / 2

This work is licensed under the Creative Commons Attribution-NonCommercial-ShareAlike 2.5 Generic License. To view a copy of this license, visit <http://creativecommons.org/licenses/by-nc-sa/2.5/> or send a letter to Creative Commons, PO Box 1866, Mountain View, CA 94042, USA.

16

15

14

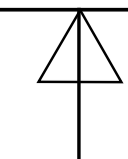
13

12

11

10

9



8

7

6

5

4

3

2

1

16

15

14

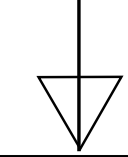
13

12

11

10

9



8

7

6

5

4

3

2

1

L

K

J

I

H

G

F

E

D

C

B

A

L

K

J

I

H

G

F

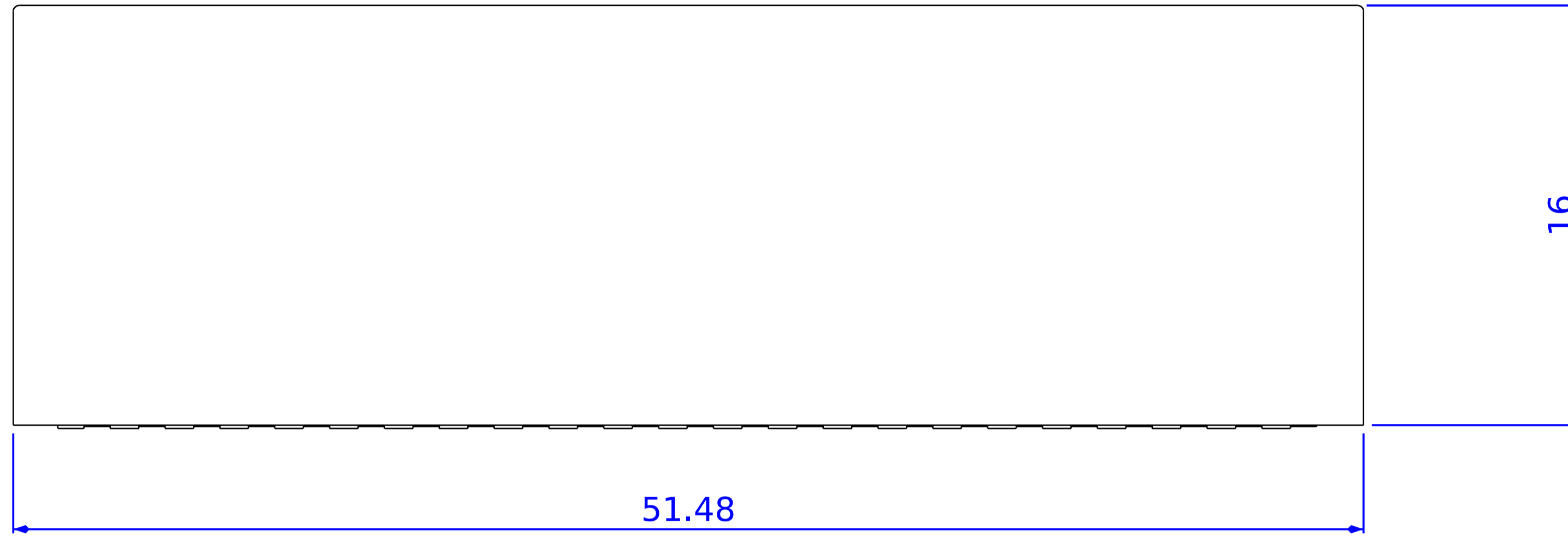
E

D

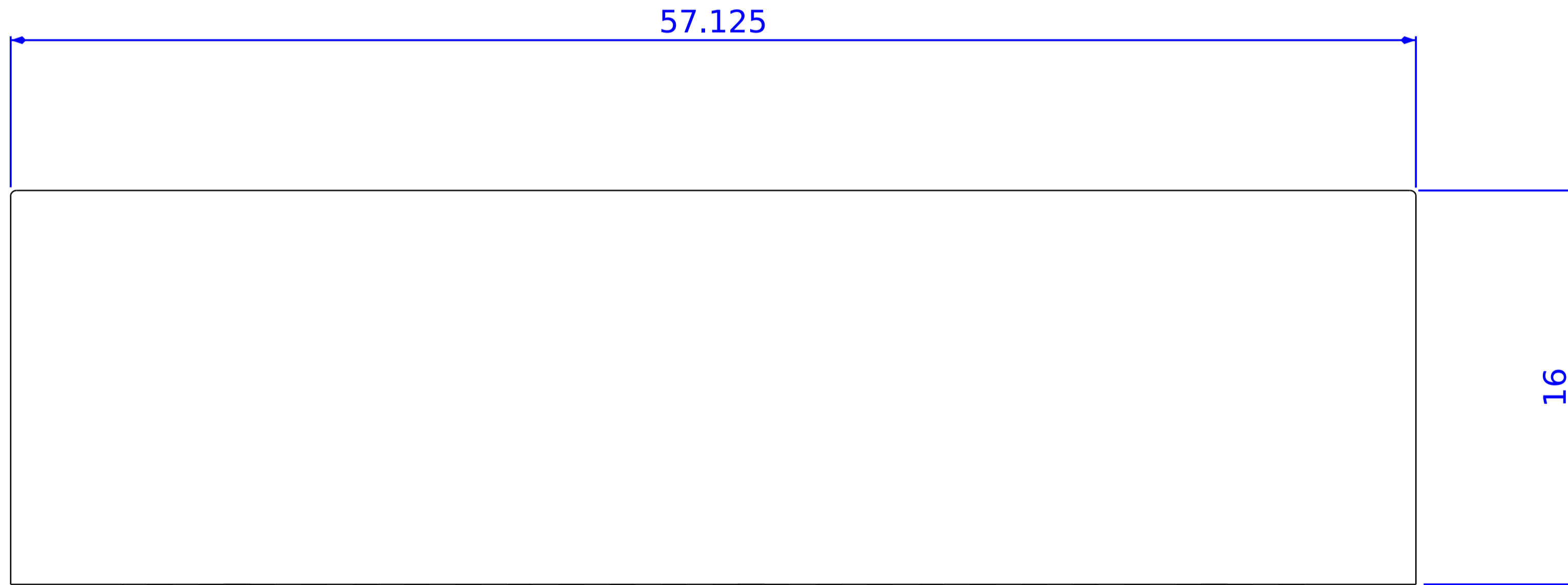
C

B

A



ITEM 5



ITEM 6

HINGES NOT SHOWN AT FULL SIZE

This work is licensed under the Creative Commons Attribution-NonCommercial-ShareAlike 2.5 Generic License. To view a copy of this license, visit <http://creativecommons.org/licenses/by-nc-sa/2.5/> or send a letter to Creative Commons, PO Box 1866, Mountain View, CA 94042, USA.

SIZE A1	DWG NO 000001	REV -
SCALE 1:4	SHEET 2 / 2	

16

15

14

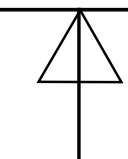
13

12

11

10

9



8

7

6

5

4

3

2

1

16

15

14

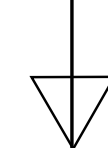
13

12

11

10

9



8

7

6

5




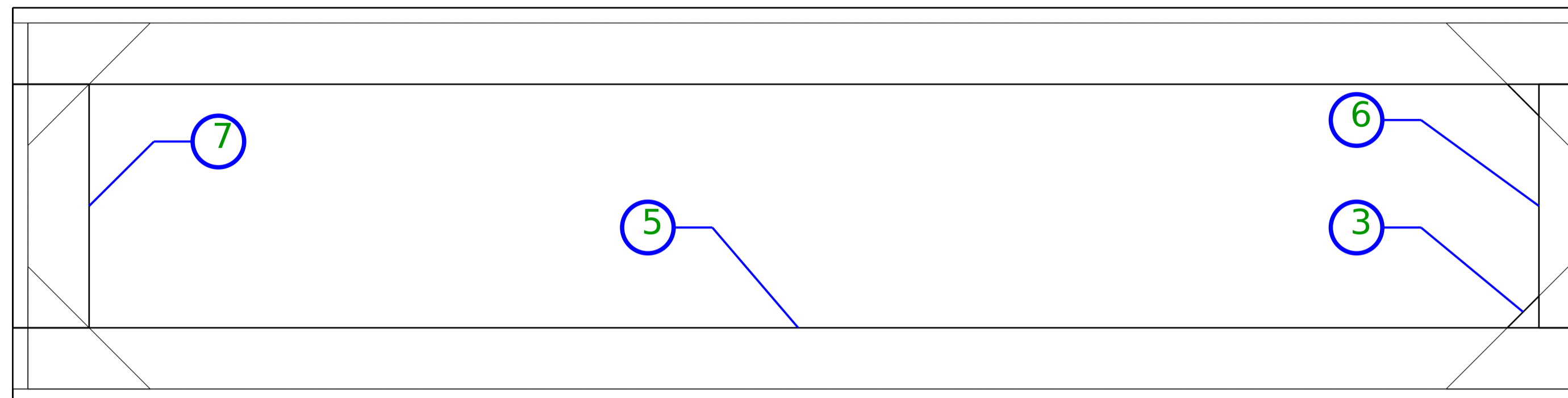
4

3

2

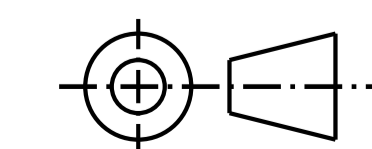
1

REVISION HISTORY			
REV	DESCRIPTION	DATE	APPROVED



ITEM #	DESCRIPTION	QTY
7	SUPPORT_MID - 11.15x3.5	1
6	SUPPORT_END - 11.15x2.05	1
5	SUPPORT_72 - 72X3.5	2
4	FACE_4 - 16.75x15.5	2
3	CORNER - 5.6x5.6	4
2	FACE_2 - 72X15.5	2
1	BOTTOM_M - 70.6X16.75	1

UNLESS OTHERWISE SPECIFIED
 DIM ARE IN INCHES
 TOL ON ANGLES ±1°
 LINEAR TOL ±.01
 INTERPRET DIM AND TOL
 PER ASME Y14.5-2013



AUTHOR
N. CLAMPITT
 DATE
20171113
 MATERIAL:
.7 INCH PLYWOOD

ChipsWoodShop.com

TITLE
BENCH ASSEMBLY,
SHORT

SIZE A1	DWG NO 000004	REV -
SCALE 1 : 5	WEIGHT N/A	SHEET 1 / 1

This work is licensed under the Creative Commons Attribution-NonCommercial-ShareAlike 2.5 Generic License. To view a copy of this license, visit <http://creativecommons.org/licenses/by-nc-sa/2.5/> or send a letter to Creative Commons, PO Box 1866, Mountain View, CA 94042, USA.

16

15

14

13

12

11

10

9



8

7

6

5

4

3

2

1

L

K

J

I

H

G

F

E

D

C

B

A

L

K

J

I

H

G

F

E

D

C

B

A

16

15

14

13

12

11

10

9

8

7

6

5


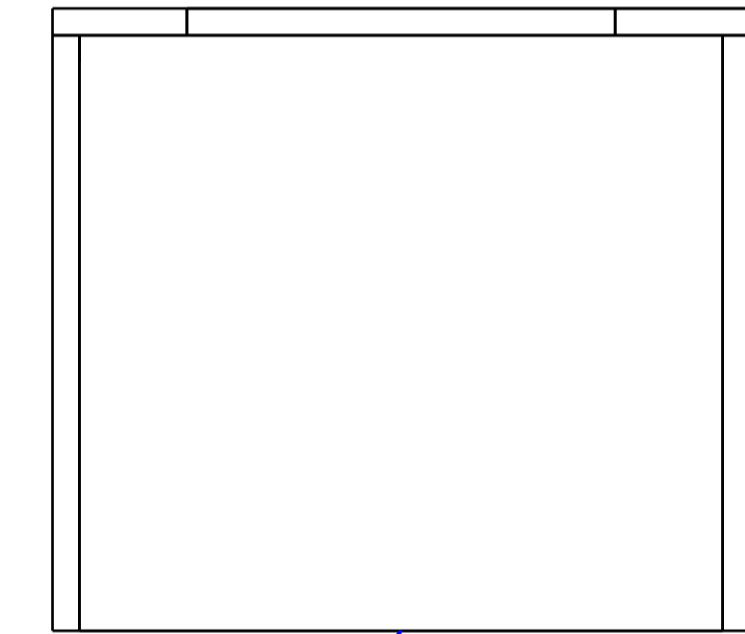
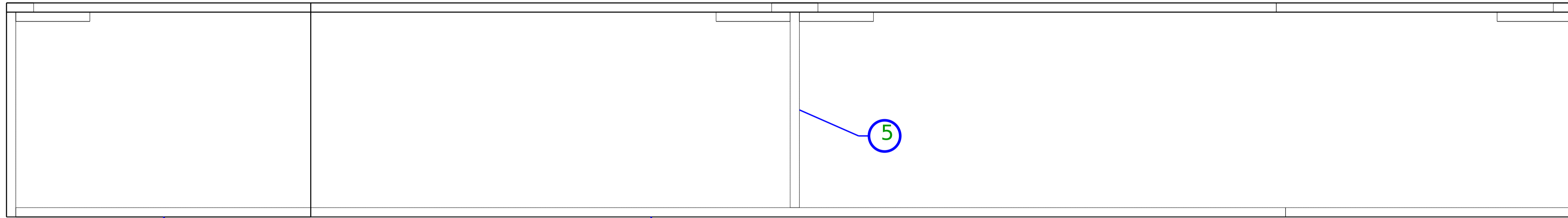
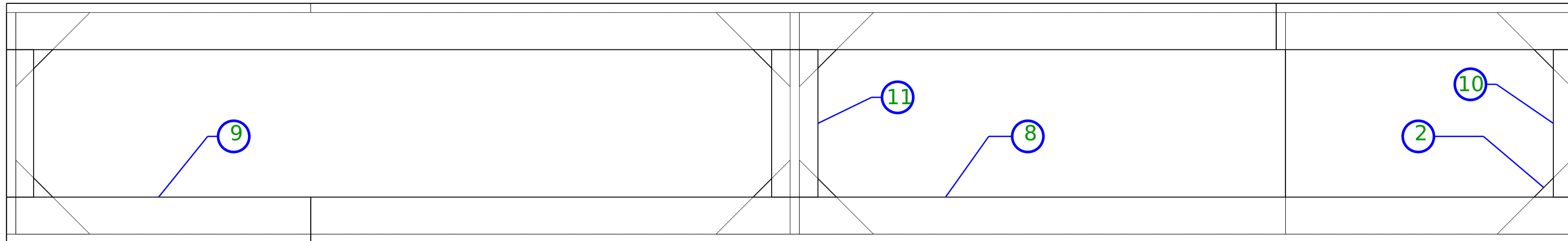
4

3

2

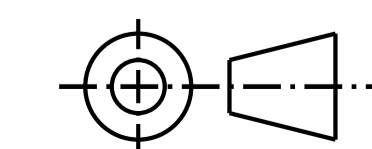
1

REVISION HISTORY			
REV	DESCRIPTION	DATE	APPROVED



11	SUPPORT_MID - 11.15x3.5	1
10	SUPPORT_END - 11.15x2.05	2
9	SUPPORT_23 - 23x3.5	2
8	SUPPORT_96 - 96x3.5	2
7	BOTTOM_S - 21.6x16.75	1
6	BOTTOM_L - 96x16.75	1
5	FACE_5 - 16.75x14.8	1
4	FACE_4 - 16.75x15.5	2
3	FACE_3 - 23x15.5	2
2	CORNER - 5.6x5.6	8
1	FACE_1 - 96x15.5	2
ITEM #	DESCRIPTION	QTY

UNLESS OTHERWISE SPECIFIED
DIM ARE IN INCHES
TOL ON ANGLES ±1°
LINEAR TOL ±.01
INTERPRET DIM AND TOL
PER ASME Y14.5-2013
THIRD ANGLE PROJECTION



AUTHOR
N. CLAMPITT
DATE
20171113
MATERIAL:
.7 INCH PLYWOOD

ChipsWoodShop.com

TITLE
BENCH ASSEMBLY,
LONG

SIZE A1	DWG NO 000007	REV -
SCALE 1:5	WEIGHT N/A	SHEET 1/1

This work is licensed under the Creative Commons Attribution-NonCommercial-ShareAlike 2.5 Generic License. To view a copy of this license, visit <http://creativecommons.org/licenses/by-nc-sa/2.5/> or send a letter to Creative Commons, PO Box 1866, Mountain View, CA 94042, USA.

16

15

14

13

12

11

10

9

8

7

6

5

4

3

2

1

L

K

J

I

H

G

F

E

D

C

B

A

L

K

J

I

H

G

F

E

D

C

B

A

16

15

14

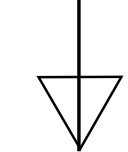
13

12

11

10

9



8

7

6

5

4

3

2

1

L

K

J

I

H

G

F

E

D

C

B

A

L

K

J

I

H

G

F

E

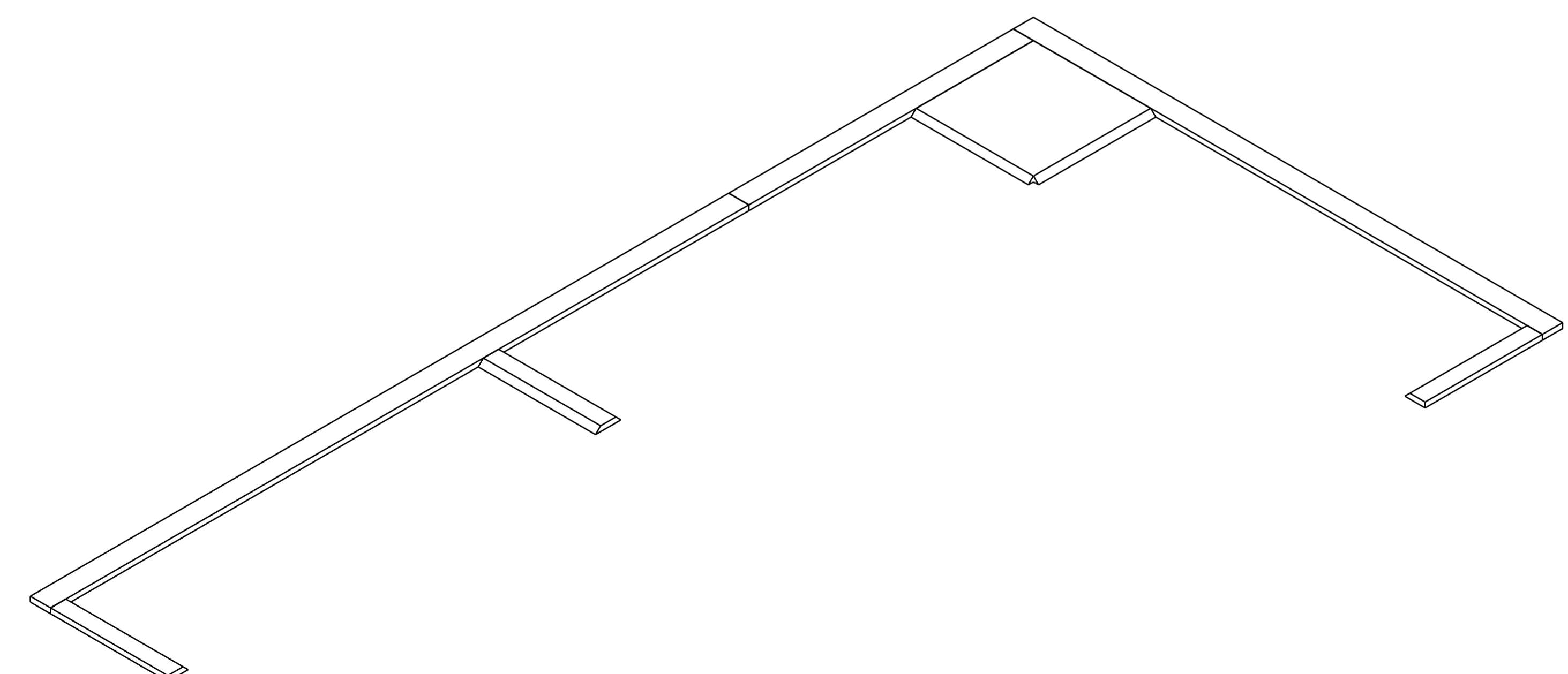
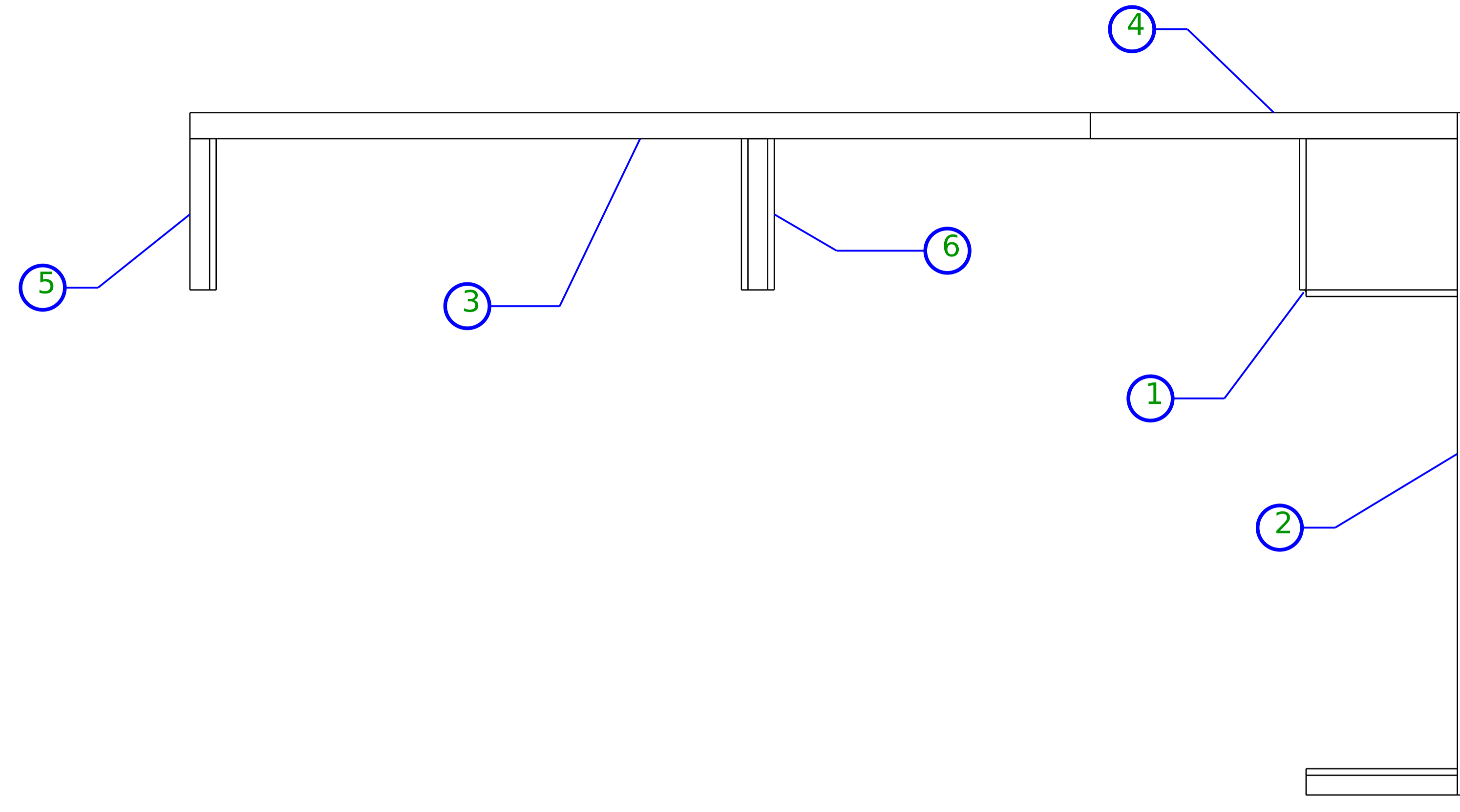
D

C

B

A

REVISION HISTORY			
REV	DESCRIPTION	DATE	APPROVED



6	SEAT_MID	1
5	SEAT_END	2
4	SEAT_BACK_SHORT - 39.125X2.78	1
3	SEAT_BACK_96 - 96X2.78	1
2	SEAT_BACK_72 - 72.75X2.78	1
1	SEAT_CORNER	1
ITEM #	DESCRIPTION	QTY

UNLESS OTHERWISE SPECIFIED
 DIM ARE IN INCHES
 TOL ON ANGLES ±1°
 LINEAR TOL ±.01
 INTERPRET DIM AND TOL
 PER ASME Y14.5-2013
 THIRD ANGLE PROJECTION

AUTHOR
N. CLAMPITT
 DATE
20171114
 MATERIAL:
.7 INCH PLYWOOD

ChipsWoodShop.com
 TITLE
SEAT ASSEMBLY
 SIZE A1
 DWG NO 000008
 SCALE 1:10
 WEIGHT N/A
 SHEET 1 / 2
 REV -

This work is licensed under the Creative Commons Attribution-NonCommercial-ShareAlike 2.5 Generic License. To view a copy of this license, visit <http://creativecommons.org/licenses/by-nc-sa/2.5/> or send a letter to Creative Commons, PO Box 1866, Mountain View, CA 94042, USA.

16

15

14

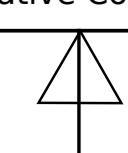
13

12

11

10

9



8

7

6

5

4

3

2

1

16

15

14

13

12

11

10

9

8

7

6

5

4

3

2

1

L

K

J

I

H

G

F

E

D

C

B

A

L

K

J

I

H

G

F

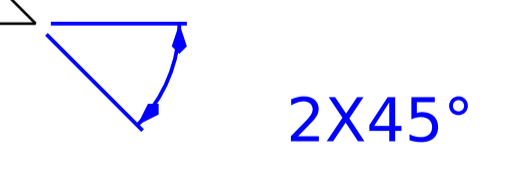
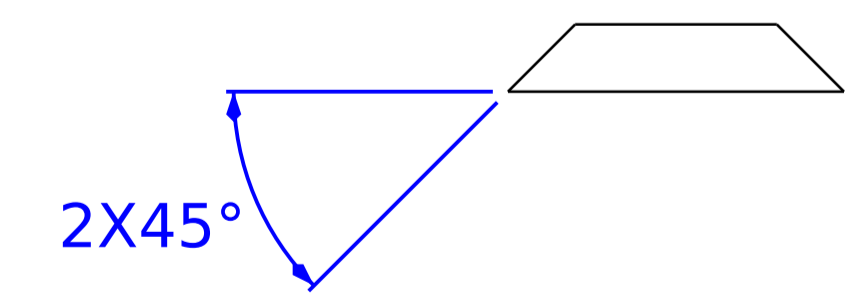
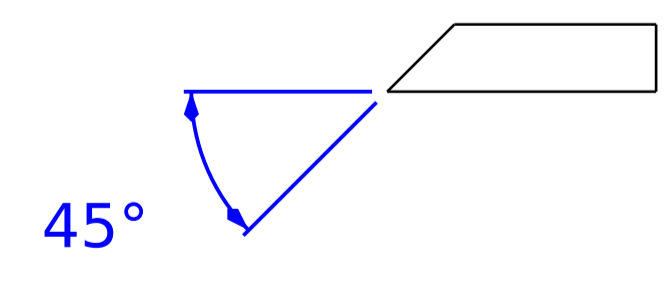
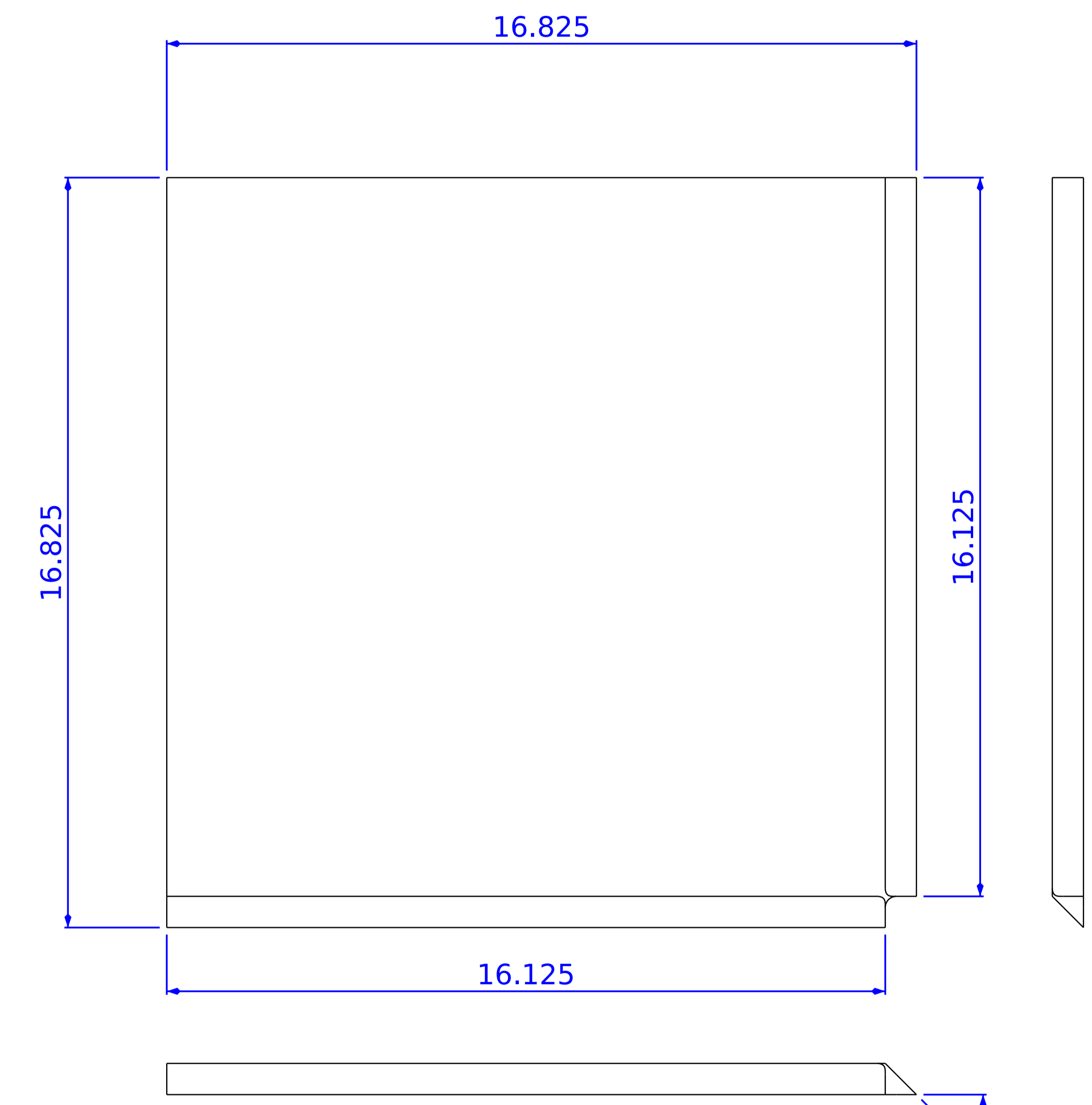

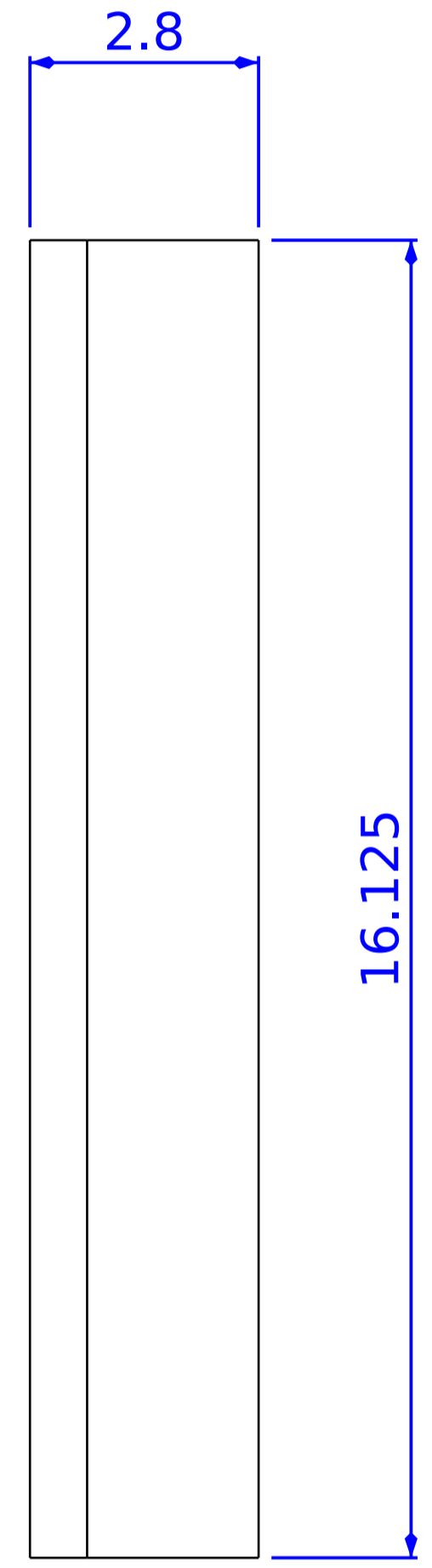
E

D

C

B

A



ITEM 5

ITEM 6

ITEM 1

This work is licensed under the Creative Commons Attribution-NonCommercial-ShareAlike 2.5 Generic License. To view a copy of this license, visit <http://creativecommons.org/licenses/by-nc-sa/2.5/> or send a letter to Creative Commons, PO Box 1866, Mountain View, CA 94042, USA.

SIZE A1	DWG NO 000008	REV -
SCALE 1:2	SHEET 2 / 2	

16

15

14

13

12

11

10

9

8

7

6

5

4

3

2

1