

DIY BENCH GRINDER TO BELT SANDER  
CONVERSION TEMPLATES



### TEMPLATES INCLUDED:

- MAIN BODY
- BACKING PLATE SUPPORT
- PIVOT ARM
- REST SUPPORT

### TEMPLATES NOT INCLUDED:

- BACKING PLATE
  - APPROXIMATE SIZE IS: 4" X 6" – THIS IS WELDED TO THE BACKING PLATE SUPPORT
- REST PLATE
  - APPROXIMATE SIZE IS: 4" X 6" – THIS IS WELDED TO THE REST SUPPORT
- TRACKING WHEEL SUPPORT
  - APPROXIMATE SIZE IS 1.5" X 1.5"
  - THIS HOLDS THE TRACKING WHEEL
  - THIS IS ATTACHED TO THE PIVOT ARM BY A HINGE

### OTHER ITEMS USED FOR THE CONVERSION:

2 X 42 INCH SANDING BELT ASSORTMENT: [HTTPS://AMZN.TO/3D6KKLG](https://amzn.to/3d6KKLG)

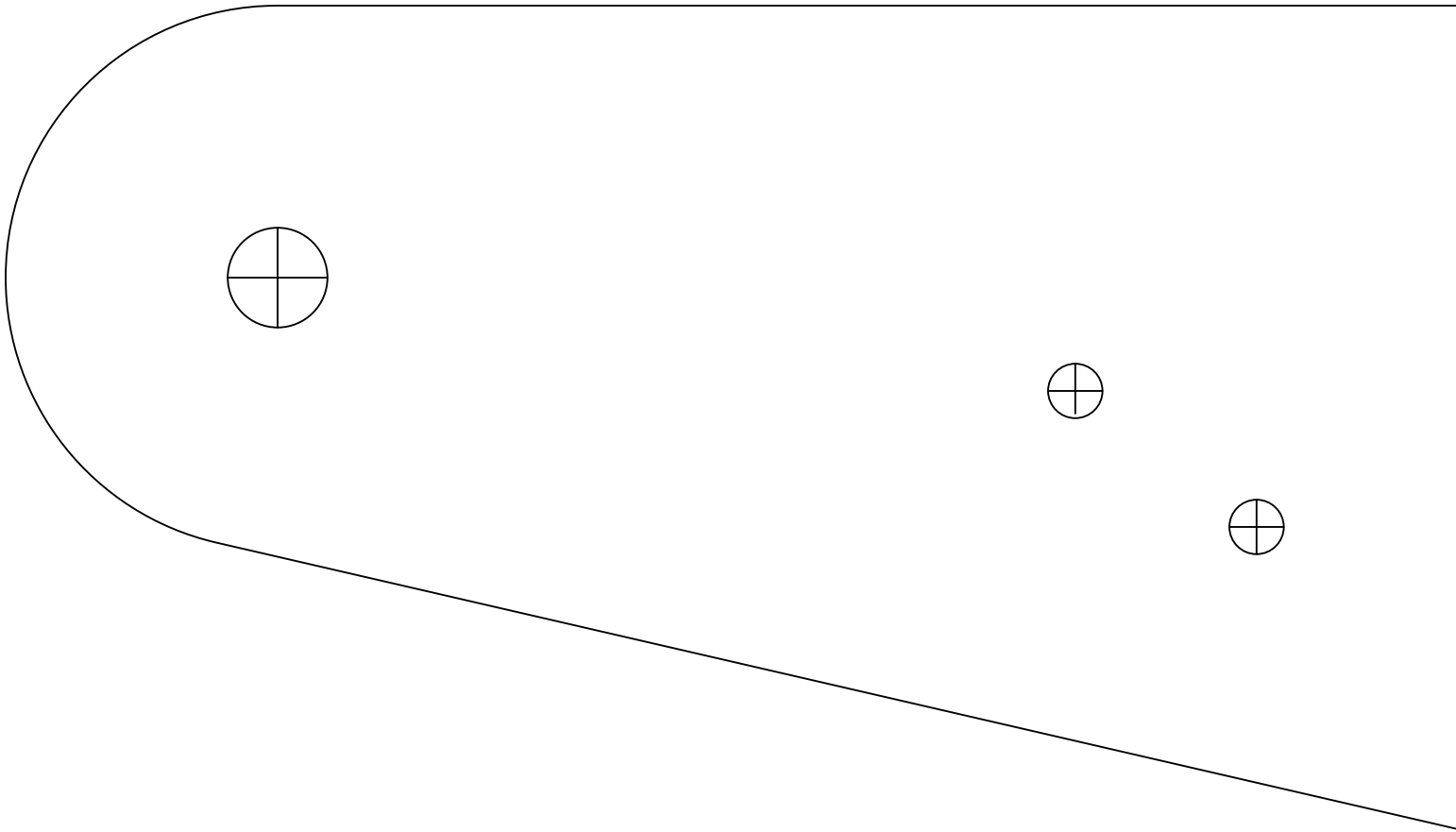
2 X 72 INCH PULLEY SET: [HTTPS://AMZN.TO/2WHLYGY](https://amzn.to/2WhLYGY)

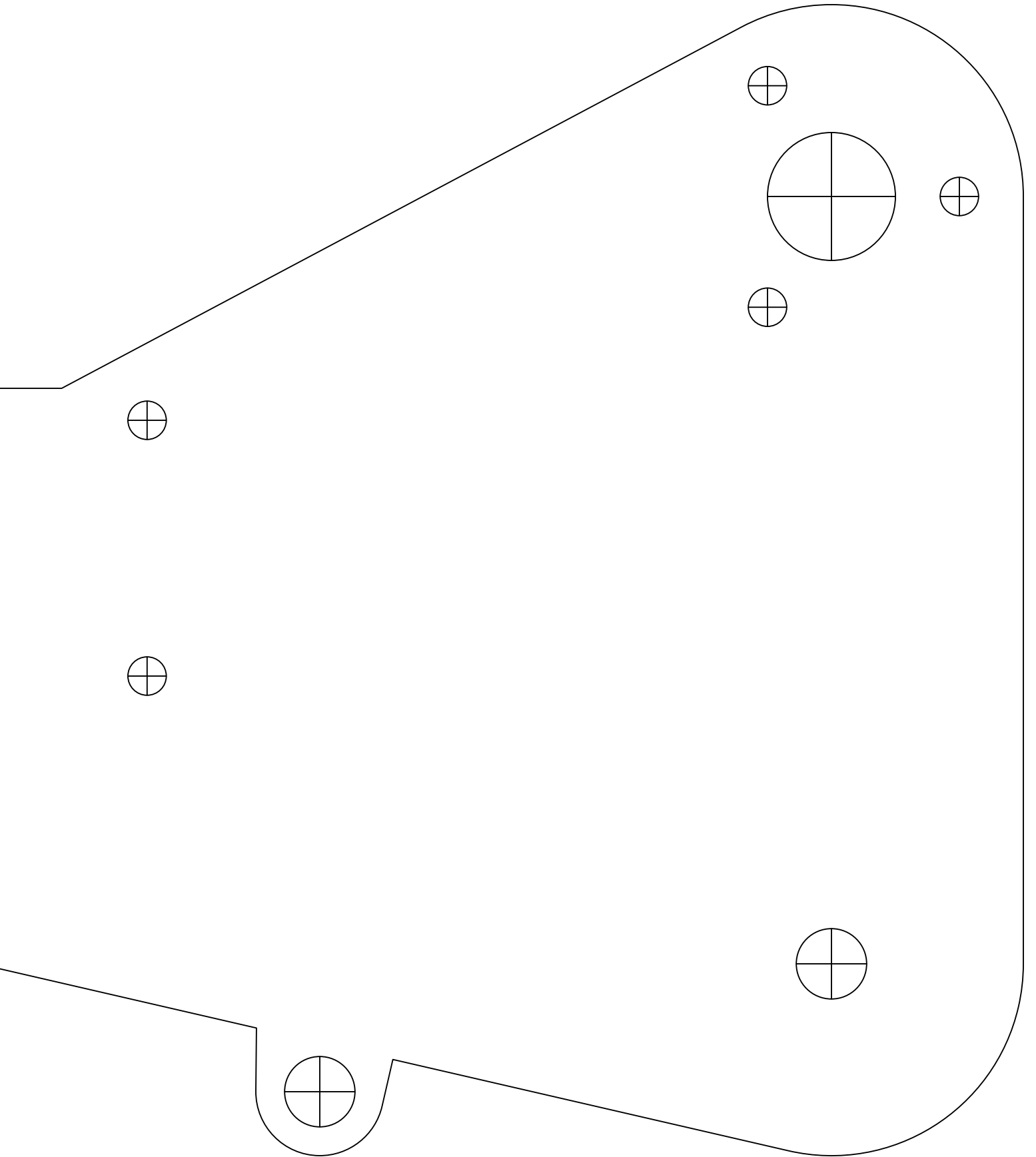
5/8 – 1/2" REDUCING BUSHING: [HTTPS://AMZN.TO/3BVLGFU](https://amzn.to/3BVLGFU)

EXTENSION SPRING: [HTTPS://AMZN.TO/2ZMQHXF](https://amzn.to/2zMQHXF)

3/16" STEEL PLATE: [HTTPS://AMZN.TO/3D7YZEF](https://amzn.to/3D7YZEF)

TEMPLATES ARE SHOWN TO SCALE: PRINT ON 8.5 X 11" PAPER – 100% SCALE.

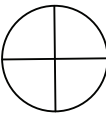
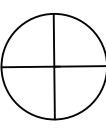
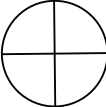




BACKING PLATE SUPPORT



PIVOT ARM



REST SUPPORT

