

THE CARROT SET

DIY CHESS SET INTRUCTION MANUAL




Necessaries

- 6-7 long purple carrots
- 6-7 long orange carrots
- Knife
- Cutting Board
- Varnish (optional)



Preparing the Base




■ Divide your carrots into pieces. King will be the longest one about 7,5 cm.
Queen-7, Bishop-6,5, Knight-6, Rook-5,5, Pawn-4 cm

■ First, cut the edges while making the possible biggest square. Then cut the piece crosswise and get truncated pyramid. Some pieces have wider square on their top part.


CHESS PIECES

Pawn



The base shape is a pawn.

Measures of the pieces' tops



$1/5 x$

Pawn
King



$1/3 x$

Knight
Bishop
Queen




$3/4 x$

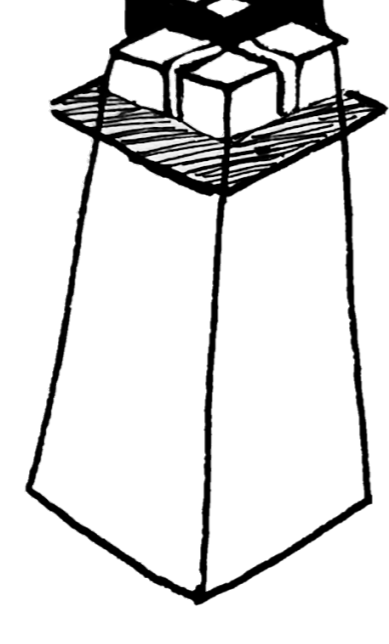
Rook

x is the bottom of the piece


Rook




Cut a cross $1/3$ deep.




Then, cut horizontally until black surfaces. You divide 3 times vertically. About 0,5 cm long.



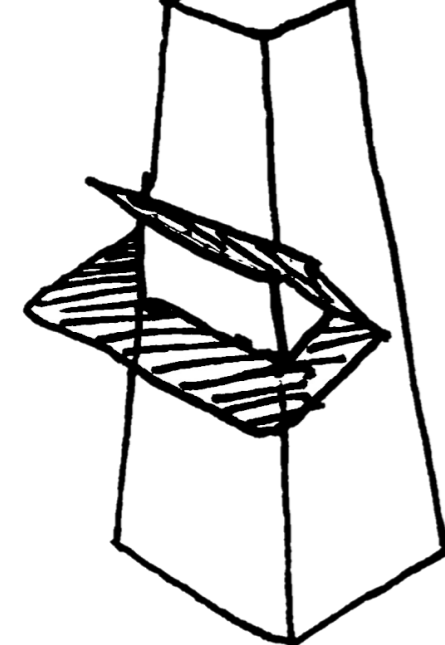
This time just cut two pieces same height before.



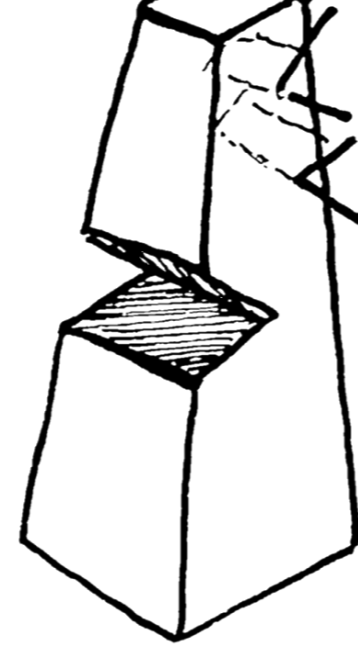
Last, cut one piece same height from the front.



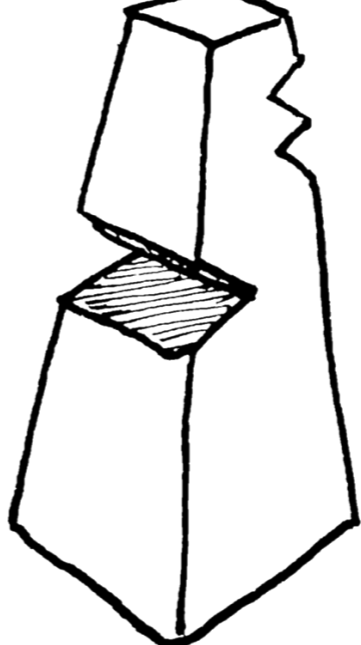
Knight




Cut in V shape from the middle until half of the piece.



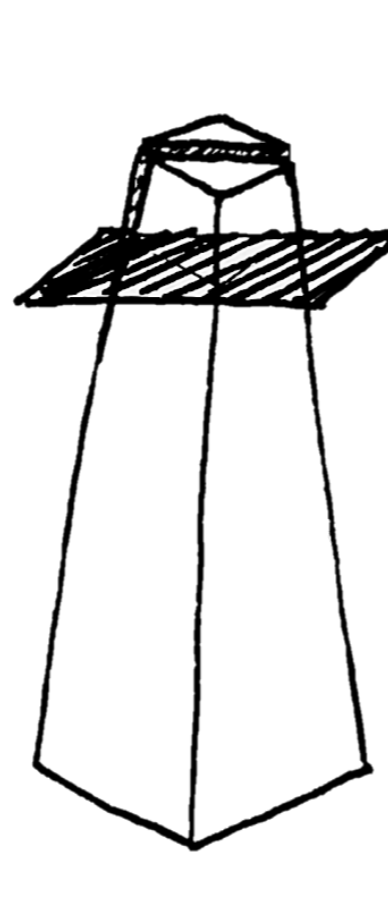
Cut 2 little V shapes from the back top.



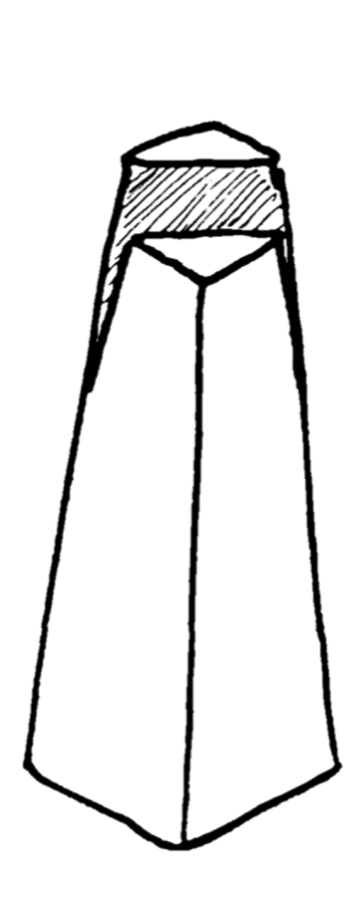
Bishop



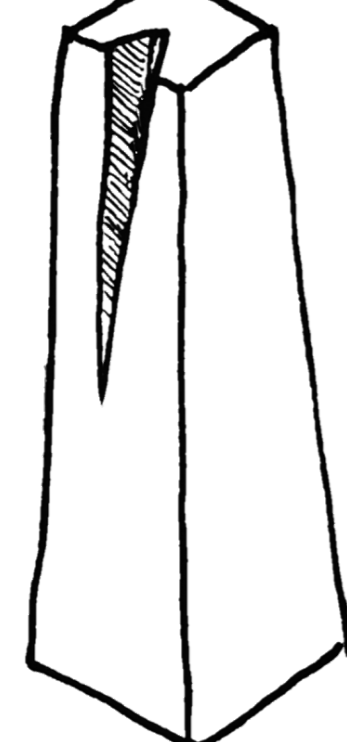
Cut diagonally $1/4$ deep.



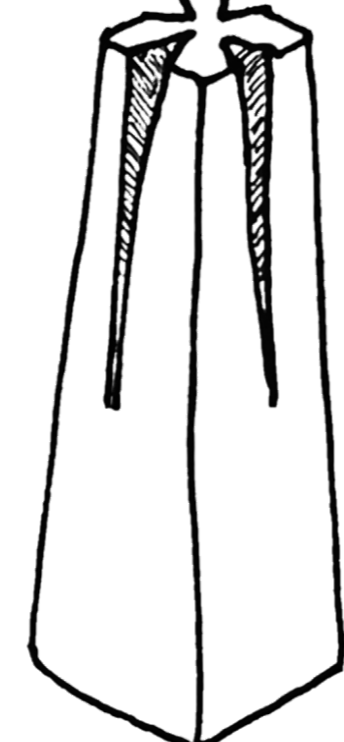
Then cut one half horizontally from the middle.



Queen

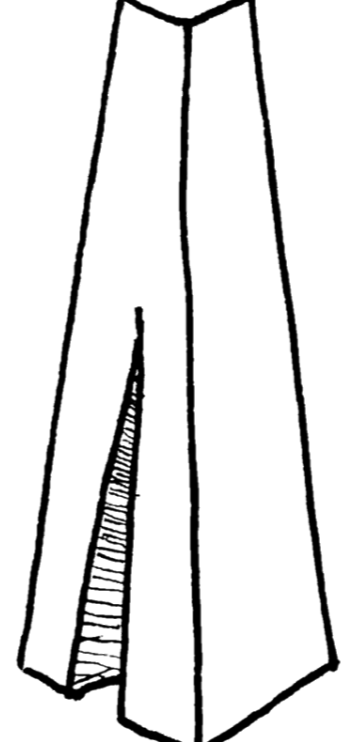


Cut V shape with an angle top of the piece.

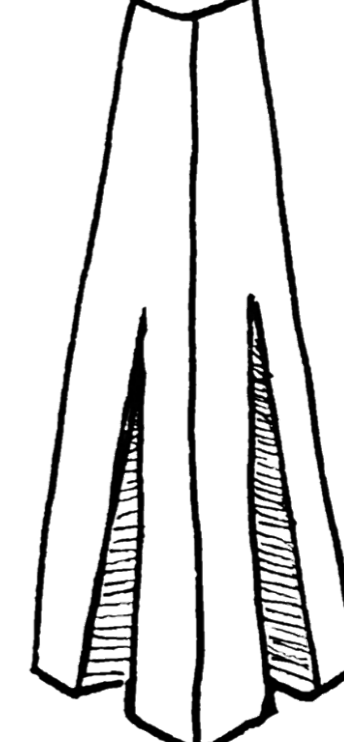


Repeat the first step for every surface.

King



Cut V shape with an angle again but this time for the bottom.



Repeat the first step for every surface. After drying make a crown with two cuts.

CHESS BOARD




Draw 64 3×3 square and paint with purple carrot scraps on your cutting board. After playing chess you can still use cutting board!



- Dry between 5-8 days. After 14 days they completely dry.
- To speed up the process, put them in the oven at 90°C for two hours.
- While they are drying, you can fix the parts you do not satisfied with.
- After they dried apply varnish on pieces.

Day 1



Day 3



Day 6

