












Q.ty	Part	link to the shop I've used	Cost (euro)	Notes	
2	Servo TD-8325MG (180deg 25Kg metal) and metal arm "25T"  Check for the (better) alternative servos on the instructions, before ordering	<a href="https://www.aliexpress.com/item/32298149426.html?gatewayAdapt=glo2ita&amp;spm=a2g0o.9042311.0.0.5d1e4c4d14Qjaz">https://www.aliexpress.com/item/32298149426.html?gatewayAdapt=glo2ita&amp;spm=a2g0o.9042311.0.0.5d1e4c4d14Qjaz</a>	25		180 Degree Servo 2PCS + 25T Arm 2PCS (Control by Remote Control ) 
1	Raspberry pi Zero2 (WH needed, yet the header can be bought at side)	<a href="https://www.sossolutions.nl/">https://www.sossolutions.nl/</a>	18		
1	microSDHC 16GB	<a href="https://www.dataio.nl/sandisk-ultra-micro-sdhc-16gb-uhc-i-a1-met-adapter/">https://www.dataio.nl/sandisk-ultra-micro-sdhc-16gb-uhc-i-a1-met-adapter/</a>	8		
1	PiCamera V1.3	<a href="https://www.amazon.nl/gp/product/B01M6UCEM5/ref=ppx_yo_dt_b_asin_title_o05_s00?ie=UTF8&amp;th=1">https://www.amazon.nl/gp/product/B01M6UCEM5/ref=ppx_yo_dt_b_asin_title_o05_s00?ie=UTF8&amp;th=1</a>	7,5		
1	30cm cable Raspberry Pi Zero/Camera	<a href="https://www.amazon.nl/gp/product/B079H33VCM/ref=ppx_yo_dt_b_asin_title_o05_s01?ie=UTF8&amp;th=1">https://www.amazon.nl/gp/product/B079H33VCM/ref=ppx_yo_dt_b_asin_title_o05_s01?ie=UTF8&amp;th=1</a>	5		
1	SPI TFT 128x160 Pixels Display (1.77 inch) with ST7735 driver	<a href="https://www.amazon.nl/gp/product/B078JBBPXK/ref=ppx_yo_dt_b_asin_title_o03_s00?ie=UTF8&amp;th=1">https://www.amazon.nl/gp/product/B078JBBPXK/ref=ppx_yo_dt_b_asin_title_o03_s00?ie=UTF8&amp;th=1</a>	8		
1	Led module 3W	<a href="https://www.aliexpress.com/item/1005001984730729.html?spm=a2g0o.cart.0.0.58be3c00SgxRBT&amp;mp=1">https://www.aliexpress.com/item/1005001984730729.html?spm=a2g0o.cart.0.0.58be3c00SgxRBT&amp;mp=1</a>	2,5	4 pieces	
1	2.5-5.5V TTP223 capacitive touch switch button self-locking module for Arduino	<a href="https://www.amazon.nl/en/gp/product/B078VBN4CNH/ref=ppx_od_dt_b_asin_title_s01?ie=UTF8&amp;psc=1">https://www.amazon.nl/en/gp/product/B078VBN4CNH/ref=ppx_od_dt_b_asin_title_s01?ie=UTF8&amp;psc=1</a>	6	5 pieces	
1	Step-down volate regulator	<a href="https://www.amazon.nl/gp/product/B07MY2NMQ6/ref=ppx_yo_dt_b_asin_title_o00_s00?ie=UTF8&amp;psc=1">https://www.amazon.nl/gp/product/B07MY2NMQ6/ref=ppx_yo_dt_b_asin_title_o00_s00?ie=UTF8&amp;psc=1</a>	6	5 pieces	
2	USB MICRO-B BREAKOUT BOARD	<a href="https://www.kiwi-electronics.nl/nl/usb-micro-b-breakout-board-3908">https://www.kiwi-electronics.nl/nl/usb-micro-b-breakout-board-3908</a>	3,8		
1	2x20 female header	<a href="https://www.sossolutions.nl/raspberry-pi-gpio-header-2x20-female?srsId=AWLEVJyi5xnSesUr7nBvruQU4Tevvx3hvcJxVDvO0BB3reVmPv_p5Deel4">https://www.sossolutions.nl/raspberry-pi-gpio-header-2x20-female?srsId=AWLEVJyi5xnSesUr7nBvruQU4Tevvx3hvcJxVDvO0BB3reVmPv_p5Deel4</a>	1,5		
Indicative 500g	Filament 1.75mm		10	Suggested PETG, yet other material will do the job	

Total

101,3