

# Switch Mode Power Supply SSP-250TBS Active PFC F0



## FEATURES:

- ✓ SATA-ready
- ✓ High efficiency and reliability
- ✓ Low ripple and noise
- ✓ Super low noise fan control
- ✓ Short circuit protection on all outputs
- ✓ Over voltage protection
- ✓ Over power protection
- ✓ Fanless Mode (up to 30% load)

## ELECTRICAL SPECIFICATION:

Model	DC Outputs						Total power	Input type
	+3.3V	+5V	+12V <sup>1</sup>	+12V <sup>2</sup>	-12 V	+5Vsb		
SSP-250TBS	14 A	17 A	12 A	12A	0.8 A	2 A	250 W	Full range
	110 W		216 W		9.6 W	10 W		

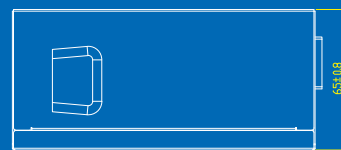
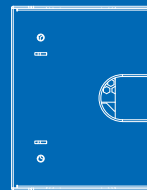
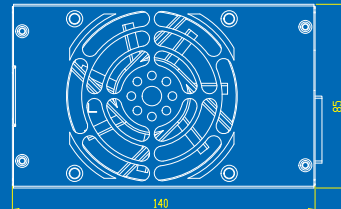
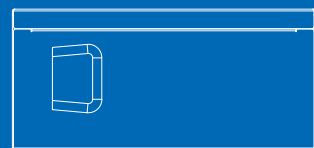
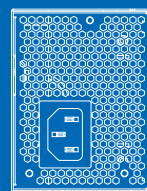
Input frequency	47Hz ~ 63Hz
Inrush current, cold start	100A max.
Efficiency (at normal input voltage)	85 %
Line regulation	± 1 % (typical)
Load regulation	± 5 % (typical)
Cross regulation	± 5 % (typical)
Ripple / Noise	1 %
MTBF, full load @ 25 °C ambient (excl. DC fan)	>100,000 hrs
Active Power Factor Correction	> 95 % (typical)

## CONNECTORS:

Main Power

ATX 12 V

Peripherals: SATA, HDD



## Dimensions:

85 mm (L) x 140 mm (W) x 65 mm (H)

## Safety:

CB	cUL	UL	CCC	SEMKO
■	■		■	
CtuvUS	TUV	VDE	PSE	EAC
	■			

## EMI/EMC:

BSMI	CE	FCC	RCM
■	■	■	■



SPECIFICATIONS MAY CHANGE WITHOUT PRIOR NOTICE.

# Switch Mode Power Supply SSP-300TBS Active PFC F0



## FEATURES:

- ✓ SATA-ready
- ✓ High efficiency and reliability
- ✓ Low ripple and noise
- ✓ Super low noise fan control
- ✓ Short circuit protection on all outputs
- ✓ Over voltage protection
- ✓ Over power protection
- ✓ Fanless Mode (up to 30% load)

## ELECTRICAL SPECIFICATION:

Model	DC Outputs						Total power	Input type
	+3.3V	+5V	+12V <sup>1</sup>	+12V <sup>2</sup>	-12 V	+5Vsb		
SSP-300TBS	20A	20A	18 A	18A	0.8 A	2 A	300 W	Full range
	110 W		252 W		9.6 W	10 W		

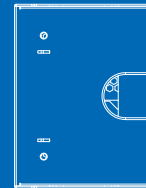
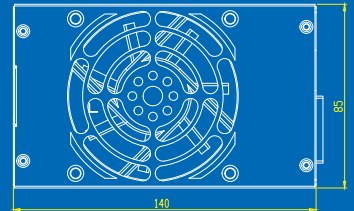
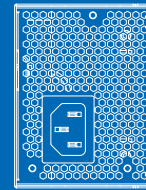
Input frequency	47Hz ~ 63Hz
Inrush current, cold start	100A max.
Efficiency (at normal input voltage)	85 %
Line regulation	± 1 % (typical)
Load regulation	± 5 % (typical)
Cross regulation	± 5 % (typical)
Ripple / Noise	1 %
MTBF, full load @ 25 °C ambient (excl. DC fan)	>100,000 hrs
Active Power Factor Correction	> 95 % (typical)

## CONNECTORS:

Main Power

ATX 12 V

Peripherals: SATA, HDD



## Dimensions:

85 mm (L) x 140 mm (W) x 65 mm (H)

## Safety:

CB	cUL	UL	CCC	SEMKO
■	■		■	
CtuvUS	TUV	VDE	PSE	EAC
	■			

## EMI/EMC:

BSMI	CE	FCC	RCM
■	■	■	■



SPECIFICATIONS MAY CHANGE WITHOUT PRIOR NOTICE.