



#MoodLuthienPattern

## “The Luthien Cosplay”

Ladies Sizes 00 to 32

Formatted for both  
US Letter & A4 Paper

**Trimless Option:** This is the fastest! No trimming needed! Place left-side margins over right-side margins, overlapping dashed lines and dots. In the same fashion, top margins will overlap bottom margins. Slight unprinted gaps are normal for this method.

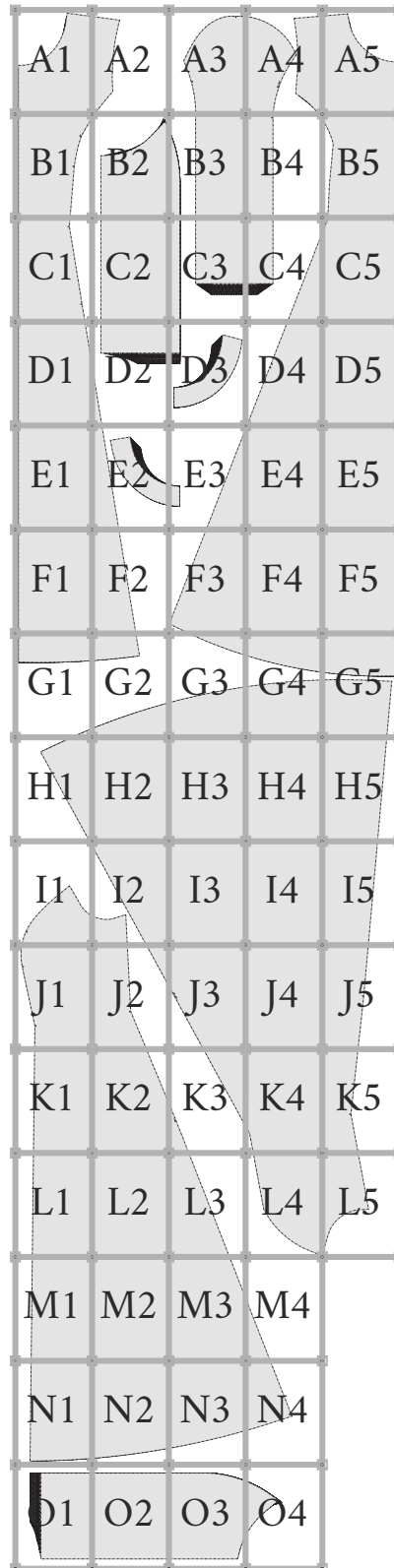
**Trimmed Option:** This removes any unprinted gaps. Trim along the top and right margins at the dashed lines. Overlap the trimmed margins to the untrimmed margins, matching dashed lines and dots.

**Tip!** Build rows first, then join the rows together as you go.

©2022 MoodFabrics.com / MoodSewciety.com  
Mass production, resale, or distribution of this pattern in any form is strictly prohibited.

**STOP!**

Print only this page first to check accuracy.  
The Mood square to the left should measure 2 inches.  
Print “actual size” in “portrait” mode (not auto center).  
Formatted for both US Letter & A4 paper sizes.





# “The Luthien Cosplay”

#MoodLuthienPattern

Ladies Sizes 00 to 32

## BODY MEASUREMENTS IN INCHES

| SINGLE SIZES | 00 | 0  | 2  | 4  | 6  | 8  | 10   | 12 | 14   | 16   | 18   | 20   | 22   | 24   | 26    | 28   | 30    | 32   |
|--------------|----|----|----|----|----|----|------|----|------|------|------|------|------|------|-------|------|-------|------|
| BUST         | 31 | 32 | 33 | 34 | 35 | 36 | 37.5 | 39 | 40.5 | 42.5 | 44.5 | 46.5 | 48.5 | 50.5 | 52.75 | 55   | 57.25 | 59.5 |
| WAIST        | 23 | 24 | 25 | 26 | 27 | 28 | 29.5 | 31 | 32.5 | 34.5 | 36.5 | 38.5 | 40.5 | 42.5 | 44.75 | 47   | 49.25 | 51.5 |
| HIPS         | 34 | 35 | 36 | 37 | 38 | 39 | 40.5 | 42 | 43.5 | 45.5 | 47.5 | 49.5 | 51.5 | 53.5 | 56    | 58.5 | 61    | 63.5 |

## APPROXIMATE FINISHED GARMENT MEASUREMENTS - IN INCHES

| SINGLE SIZES | 00    | 0     | 2     | 4     | 6     | 8     | 10    | 12    | 14    | 16    | 18    | 20    | 22    | 24    | 26    | 28    | 30    | 32    |
|--------------|-------|-------|-------|-------|-------|-------|-------|-------|-------|-------|-------|-------|-------|-------|-------|-------|-------|-------|
| BUST         | 32    | 33    | 34    | 35    | 36    | 37    | 38.5  | 40    | 41.5  | 43.5  | 45.5  | 47.5  | 49.5  | 51.5  | 53.75 | 56    | 58.25 | 60.5  |
| WAIST        | 29.75 | 30.75 | 31.75 | 32.75 | 33.75 | 34.75 | 36.25 | 37.75 | 39.25 | 41.25 | 43.25 | 45.25 | 47.25 | 49.25 | 51.5  | 53.75 | 56    | 58.25 |
| HIPS         | 54    | 55    | 56    | 57    | 58    | 59    | 60.5  | 62    | 63.5  | 65.5  | 67.5  | 69.5  | 71.5  | 73.5  | 75.75 | 78    | 80.25 | 82.5  |

Measurements are for the dress. The over-blouse is very loose and flowy.

Dress is drafted for use with woven fabrics or stable knits. Size guide is based on the suggested design & wearing ease for this style. You can also choose your size according to your desired finished garment measurements, blending between sizes as needed. For best results, sew a test garment to adjust your pattern.

We love creating these free patterns for the community and we want to keep them free! In return, we hope you check out MoodFabrics.com for your next project!

Want to use one of our patterns to make a garment to sell? Our patterns are royalty-free! We just ask that you credit us with MoodSewciety.com or MoodFabrics.com in your product description.

♥ The Mood Sewciety Team

FOR SEWING INSTRUCTIONS:

Scan the QR code or visit MoodSewciety.com and search “MDF330”



1/2” seam allowances (SA’s) included unless stated otherwise.

©2022 MoodFabrics.com / MoodSewciety.com  
Mass production, resale, or distribution of this pattern in any form is strictly prohibited.



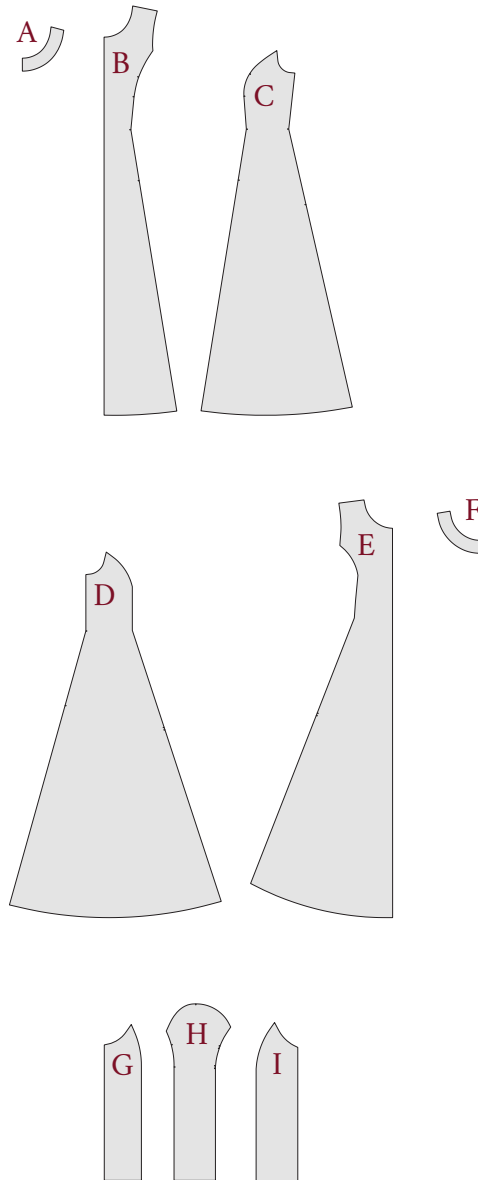
# MDF330

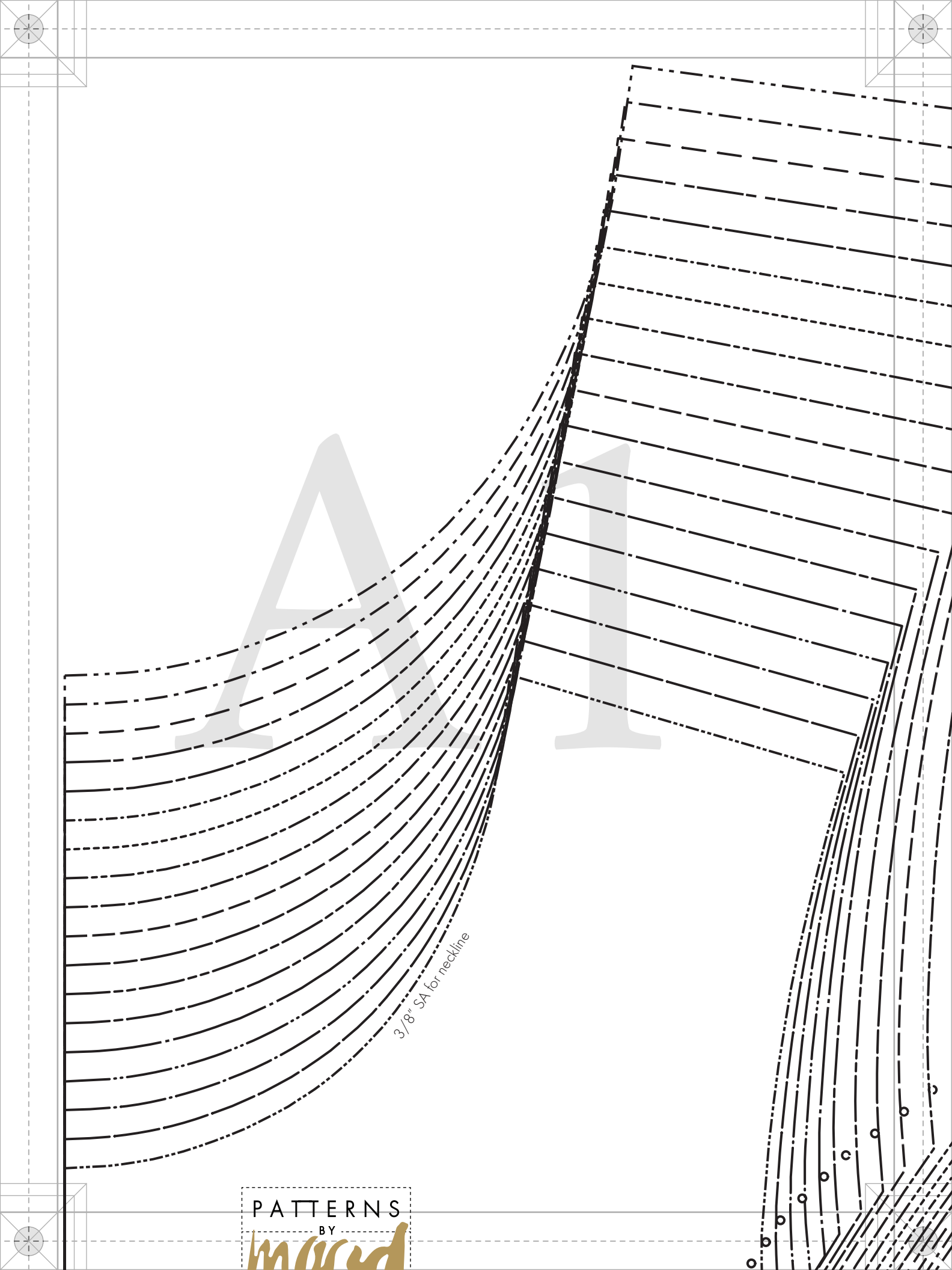
## “The Luthien Cosplay”

Ladies Sizes 00 to 32


#MoodLuthienPattern

|          |  |
|----------|--|
| <b>A</b> | A - FRONT NECK FACING<br>FABRIC: CUT 1<br>FUSING: CUT 1<br>ON FOLD |
| <b>B</b> | B - FRONT<br>FABRIC: CUT 1<br>ON FOLD                              |
| <b>C</b> | C - SIDE FRONT<br>FABRIC: CUT 2<br>MIRRORED PAIR                   |
| <b>D</b> | D - SIDE BACK<br>FABRIC: CUT 2<br>MIRRORED PAIR                    |
| <b>E</b> | E - BACK<br>FABRIC: CUT 1<br>ON FOLD                               |
| <b>F</b> | F - BACK NECK FACING<br>FABRIC: CUT 1<br>FUSING: CUT 1<br>ON FOLD  |
| <b>G</b> | G - SIDE FRONT SLEEVE<br>FABRIC: CUT 2<br>MIRRORED PAIR            |
| <b>H</b> | H - CENTER SLEEVE<br>FABRIC: CUT 2<br>MIRRORED PAIR                |
| <b>I</b> | I - SIDE BACK SLEEVE<br>FABRIC: CUT 2<br>MIRRORED PAIR             |





*3/8" SA for neckline*



A2



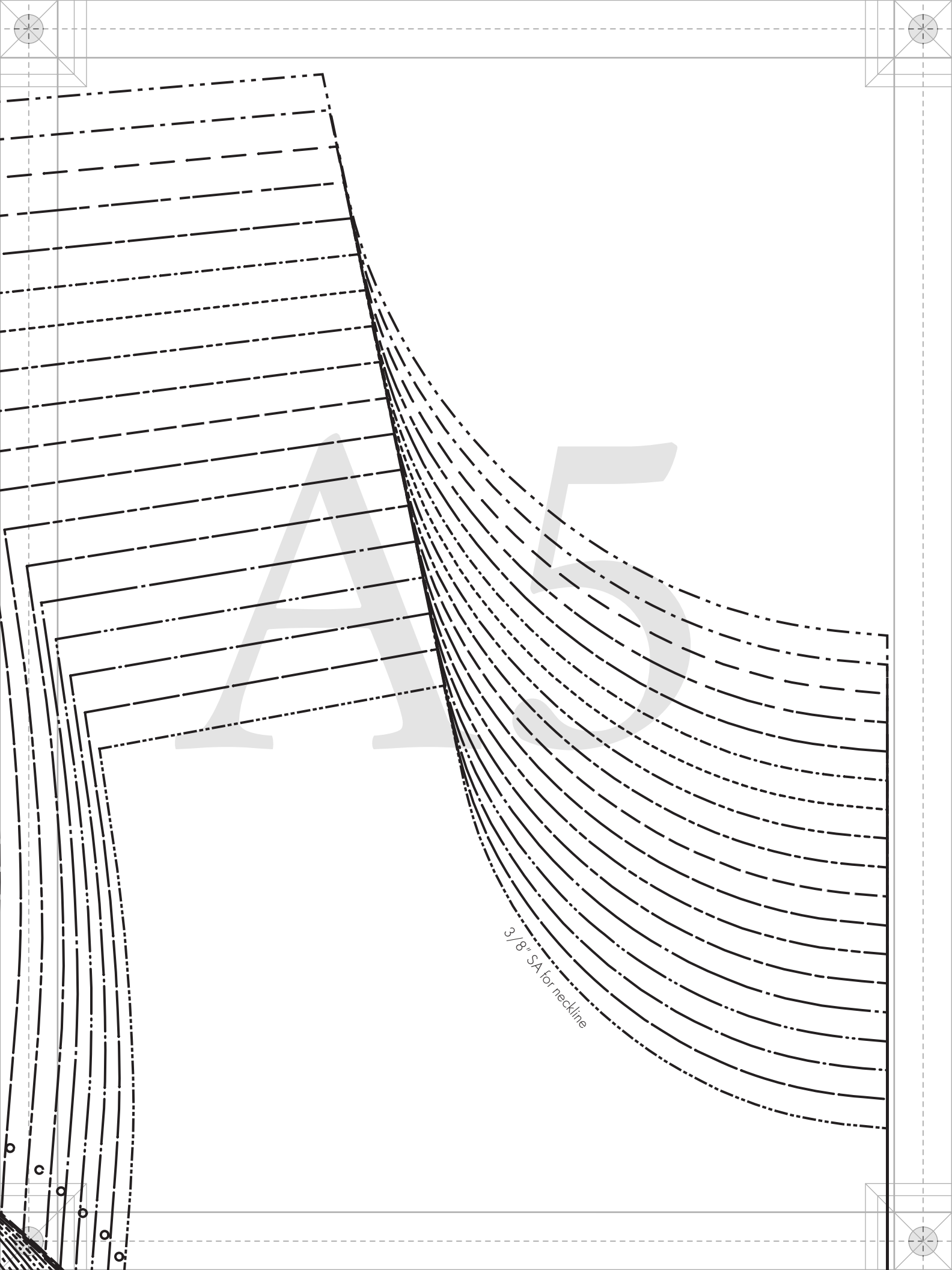
#MoodLuthienPattern

# “The Luthien Cosplay” MDF330

H - CENTER SLEEVE  
FABRIC: CUT 2  
MIRRORED PAIR

LADIES SIZES 00 TO 32  
1/2" seam allowances (SA's)  
included unless stated otherwise.





A5

3/8" SA for neckline

o  
c  
o  
o  
o  
o





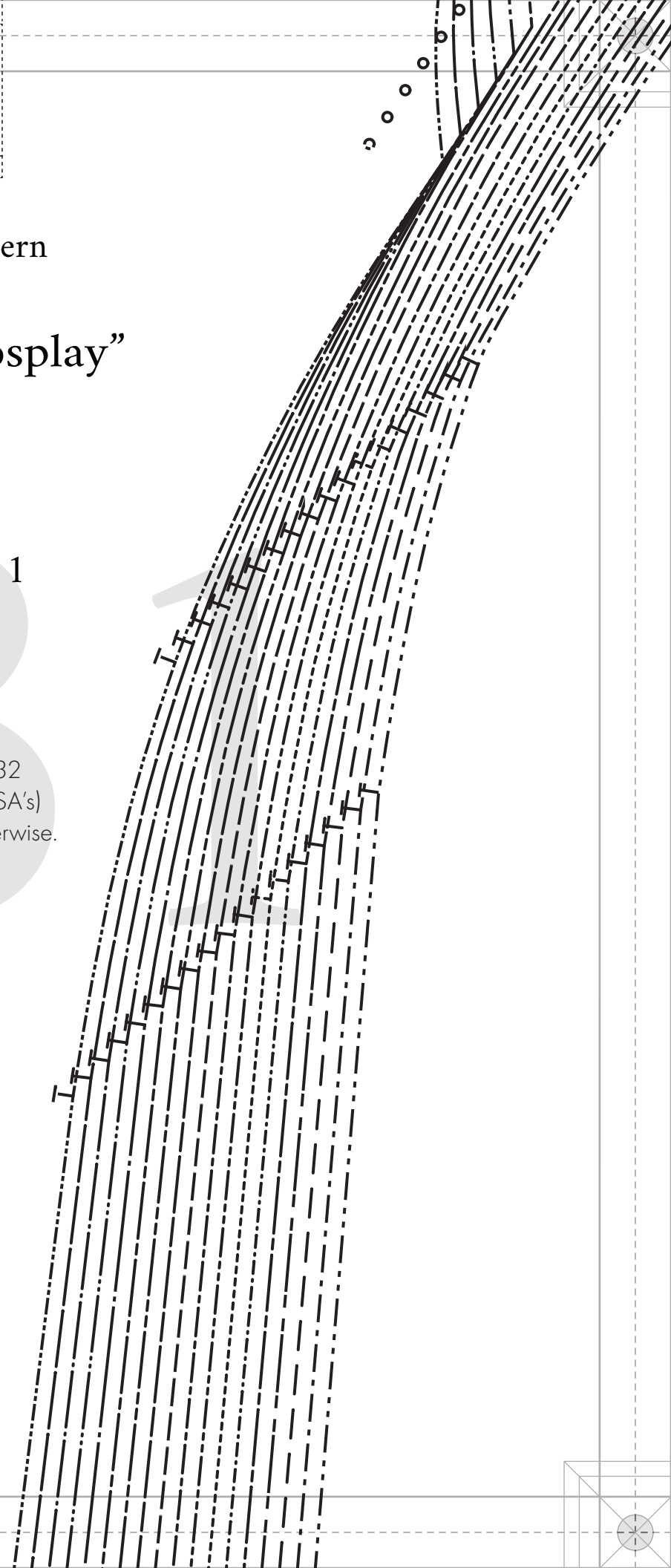
#MoodLuthienPattern

# “The Luthien Cosplay”

MDF330

B - FRONT  
FABRIC: CUT 1  
ON FOLD

LADIES SIZES 00 TO 32  
1/2" seam allowances (SA's)  
included unless stated otherwise.



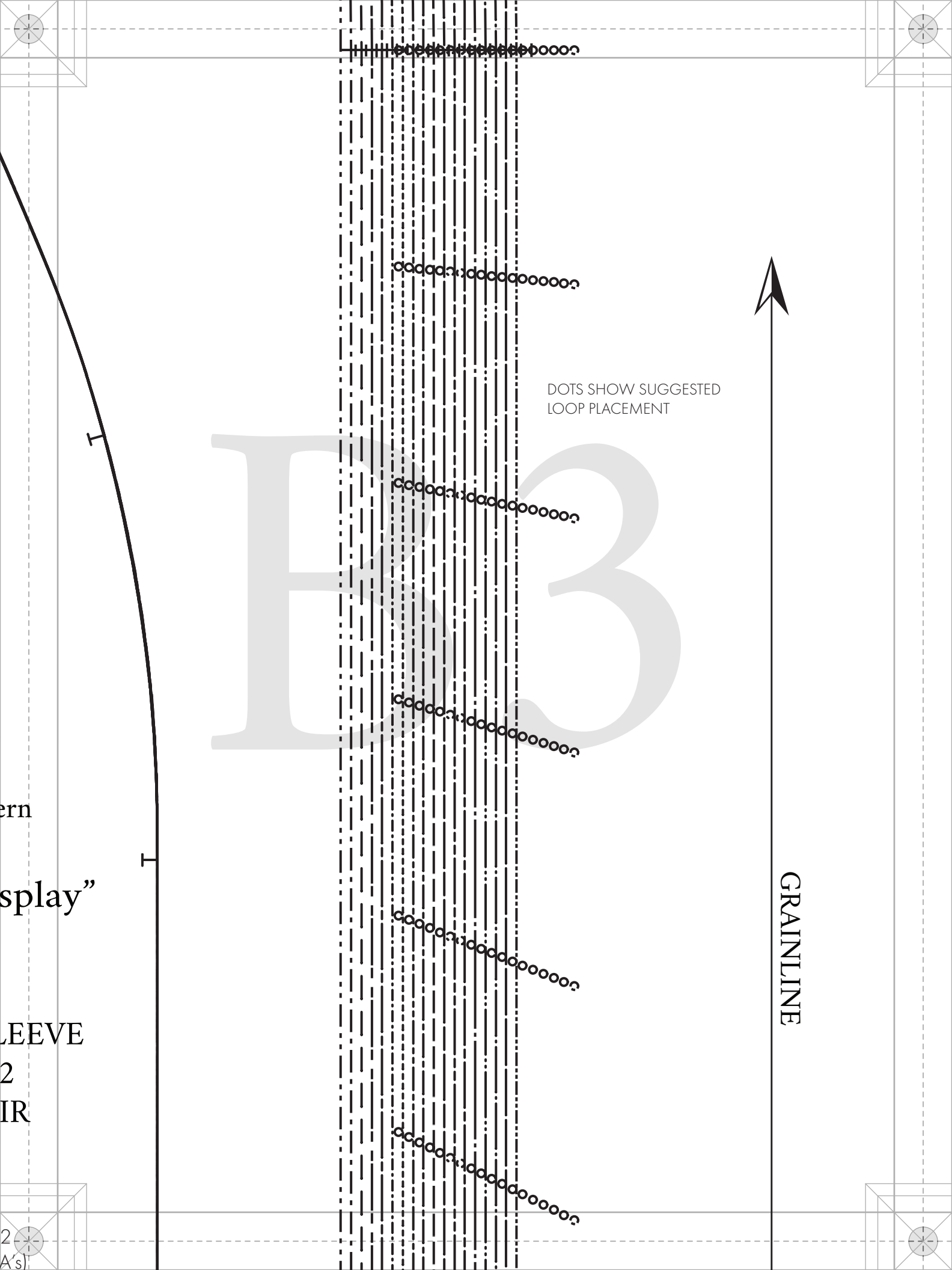


#MoodLuthienPattern

“The Luthien Cosplay  
MDF330

G - SIDE FRONT SLEEVE  
FABRIC: CUT 2  
MIRRORED PAIR

LADIES SIZES 00 TO 32  
1/2" seam allowances (SA's)



.....

.....

.....

.....

.....

.....

DOTS SHOW SUGGESTED  
LOOP PLACEMENT

GRAINLINE

ern

splay"

LEEVE

2

IR

2 (As)

hooooooooooooohooooooooo

hooooooooooooohooooooooo

hooooooooooooohooooooooo

hooooooooooooohooooooooo

hooooooooooooohooooooooo

hooooooooooooohooooooooo

hooooooooooooohooooooooo

34

PATTERNS

BY

*mood*

DESIGNER FABRICS

MDF330

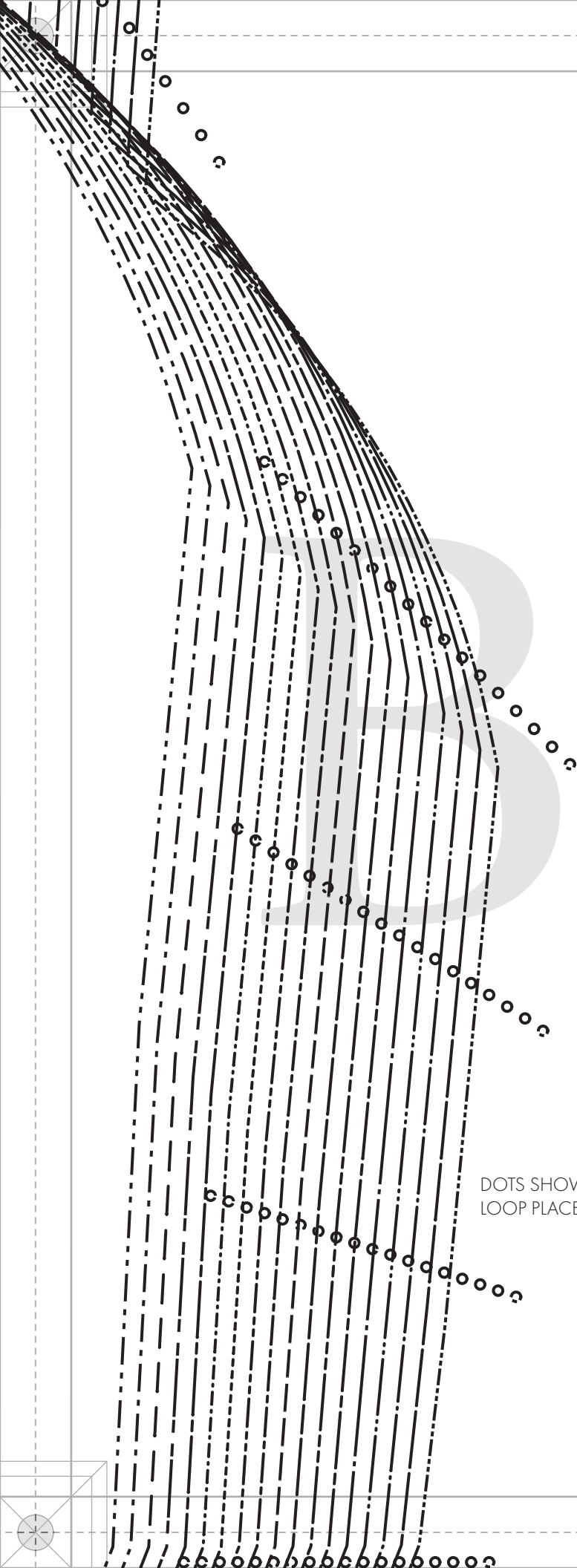
#MoodLuthienPattern

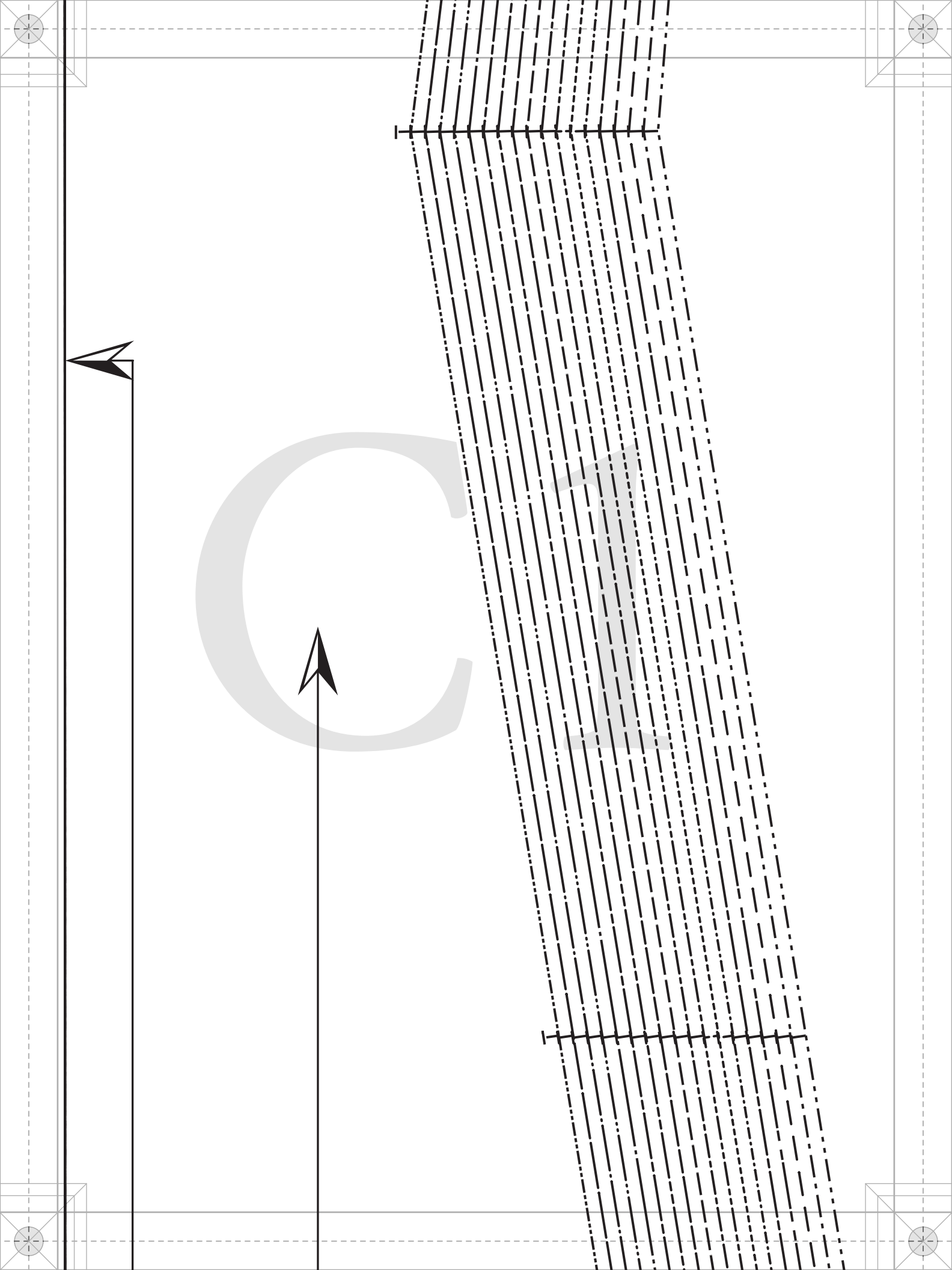
# “The Luthien Cosplay” MDF330

E - BACK  
FABRIC: CUT 1  
ON FOLD

LADIES SIZES 00 TO 32  
1/2" seam allowances (SA's)  
included unless stated otherwise.

DOTS SHOW SUGGESTED  
LOOP PLACEMENT





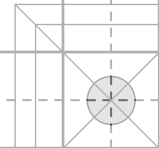
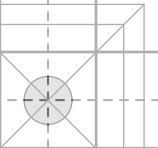
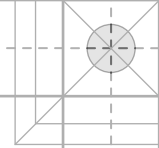
LADIES SIZES 00 TO 32  
1/2" seam allowances (SA's)  
included unless stated otherwise.

Q2




GRAINLINE

2  
As)  
wise.



QW3



1" HEM ALLOWANCE





Two curved lines of small circles, one above the other, located in the upper left quadrant of the page.

Two curved lines of small circles, one above the other, located in the upper left quadrant of the page, below the first set.


C4




DI

GRAINLINE


PLACE ON FOLD OF FABRIC





1" HEM ALLOWANCE

LOWANCE

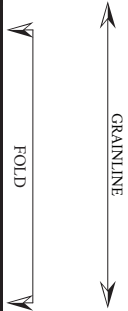


A - FRONT NECK FACING  
FABRIC: CUT 1  
FUSING: CUT 1  
ON FOLD



#MoodLuthienPattern

"The Luthien Cosplay"  
MDF330



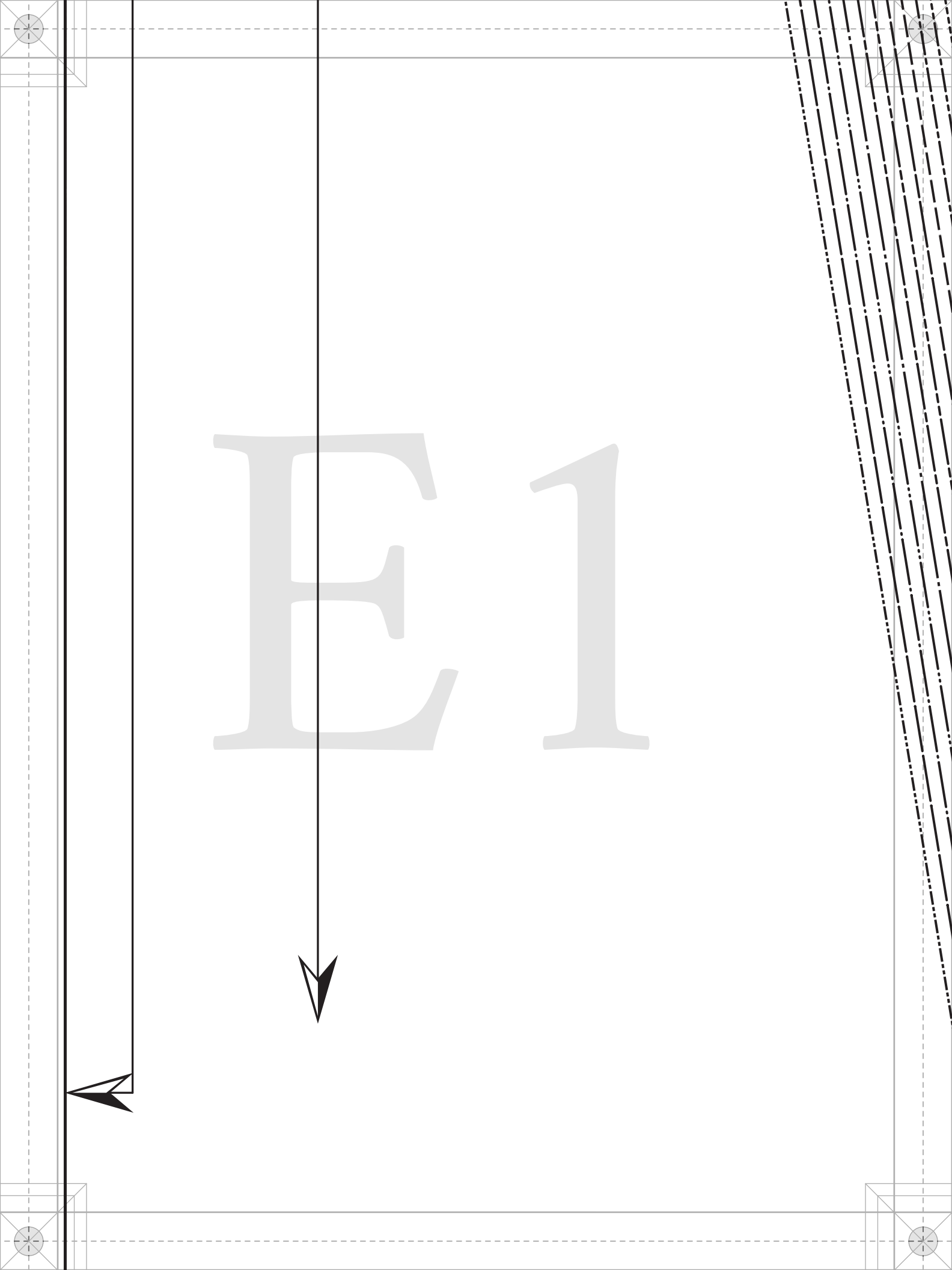


D5

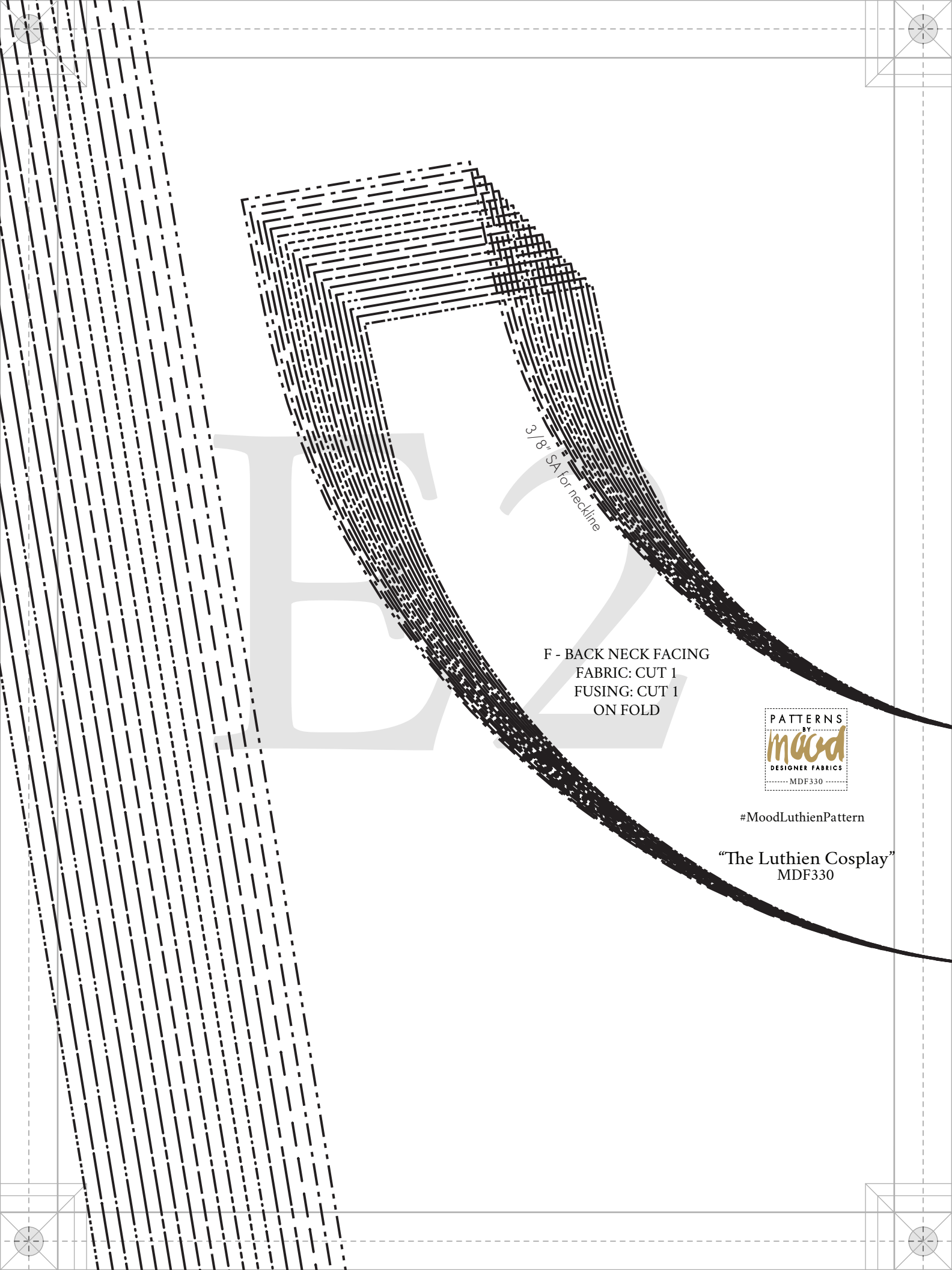
GRAINLINE

CE ON FOLD OF FABRIC

E1







3/8" SA for neckline

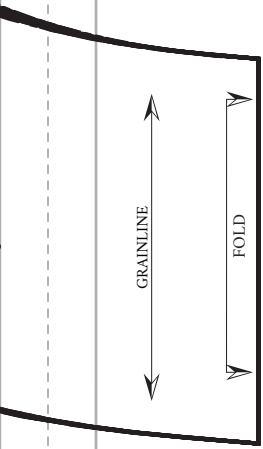
F - BACK NECK FACING  
FABRIC: CUT 1  
FUSING: CUT 1  
ON FOLD



#MoodLuthienPattern

"The Luthien Cosplay"  
MDF330

E3





E4

E5

PLACE O



F1

Size Line Key

SIZE 00

SIZE 0

SIZE 2

SIZE 4

SIZE 6

SIZE 8

SIZE 10

SIZE 12

SIZE 14

SIZE 16

SIZE 18

SIZE 20

SIZE 22


SIZE 24

SIZE 26

SIZE 28

SIZE 30

SIZE 32



## Size Line Key

SIZE 00

SIZE 0

SIZE 2

SIZE 4

SIZE 6

SIZE 8

SIZE 10

SIZE 12

SIZE 14

SIZE 16

SIZE 18

SIZE 20

SIZE 22

SIZE 24

SIZE 26

SIZE 28

SIZE 30

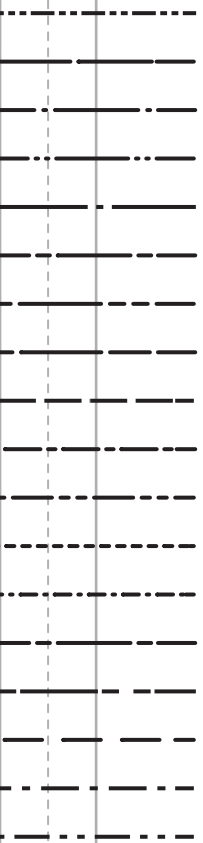
SIZE 32

**mood** SEWCIETY

IN COLLABORATION WITH

PaTternHack

ne Key



F4



F5

1" HEM ALLOWANCE

G1



COM1

G2


G3

1" HEM ALLOWANCE



1" HEM ALLOWANCE

GA





H2




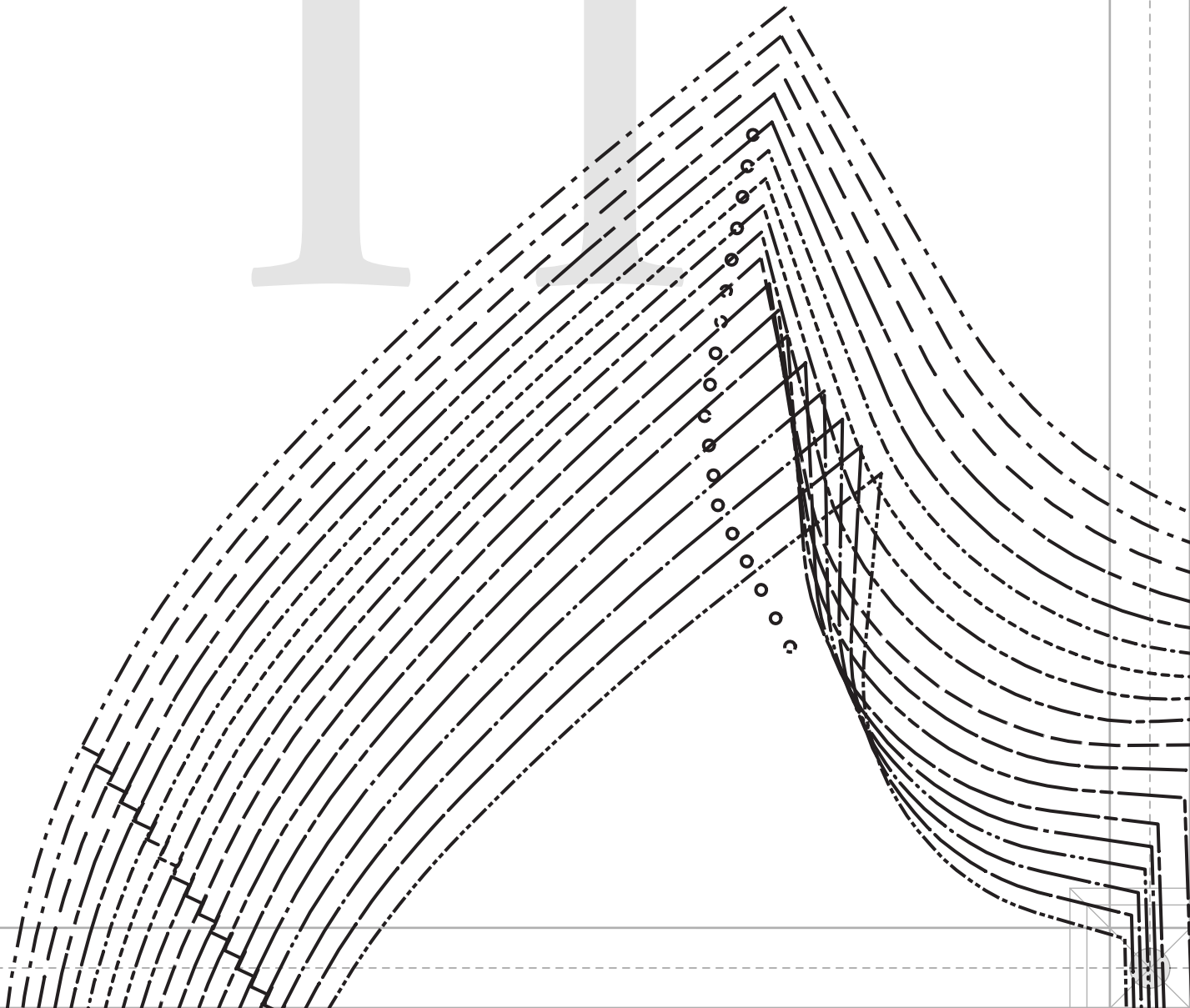
НЗ




H4

III 5

I 1





13

GRAINLINE

I 4


15






#MoodLuthienPattern

“The Luthien Cosplay



rn


splay"



# J4

**MOOD SEWCITY**  
IN COLLABORATION WITH  
**PatternHack**.COM


- SIZE 8
- SIZE 10
- SIZE 12
- SIZE 14
- SIZE 16
- SIZE 18
- SIZE 20
- SIZE 22
- SIZE 24
- SIZE 26
- SIZE 28
- SIZE 30
- SIZE 32



**“The Luthien Cosplay”  
MDF330**

**C - SIDE FRONT  
FABRIC: CUT 2  
MIRRORED PAIR**

LADIES SIZES 00 TO 32  
1/2" seam allowances (SA)  
included unless stated otherwise



**Size Line 1**

- SIZE 00 .....
- SIZE 0 .....
- SIZE 2 .....
- SIZE 4 .....
- SIZE 6 .....
- SIZE 8 .....
- SIZE 10 .....
- SIZE 12 .....
- SIZE 14 .....
- SIZE 16 .....
- SIZE 18 .....
- SIZE 20 .....
- SIZE 22 .....
- SIZE 24 .....
- SIZE 26 .....
- SIZE 28 .....
- SIZE 30 .....
- SIZE 32 .....



display”

NT  
T 2  
PAIR


TO 32  
nces (SA's)  
ed otherwise.

Line Key

- 0
- 12
- 14
- 16
- 18
- 20
- 22
- 24
- 26
- 28
- 30
- 32



КЗ





Size Line Key

- SIZE 00
- SIZE 0
- SIZE 2
- SIZE 4
- SIZE 6
- SIZE 8
- SIZE 10


# K4


LADIES SIZES 00 TO 32  
1/2" seam allowances (SA's)  
included unless stated otherwise.

D - SIDE BACK  
MIRRORED PAIR

"The Luthien Cosplay"  
MDF330


#MoodLuthienPattern





5

5





GRAINLINE

m



P


# L2





DOTS SHOW SUGGESTED  
LOOP PLACEMENT





ИИ1





M2

18

M B

M4




NI


N2

1" HEM ALLOWANCE

N3







1" HEM ALLOWANCE





GRAINLINE



PATTERNS  
BY  
**Mood**  
DESIGNER FABRICS  
MDF330

#MoodLuthienPattern

“The Luthien Cosplay”  
MDF330

I - SIDE BACK SLEEVE  
FABRIC: CUT 2  
MIRRORED PAIR

LADIES SIZES 00 TO 32  
1/2" seam allowances (SA's)  
included unless stated otherwise.

