











makedo™

Town Planning

Explore what it is like to be a Town Planner by building all the features of a small town. We've used boxes, cups, lids, tubes and containers from around the home along with Makedo parts available at mymakedo.com


-  x 9
-  x 2
-  x 9
-  x 9
-  x 2
-  x 2
-  x 1
-  x 4
-  x 2
-  x 3



· Find · Saw · Punch ·



1 To make some cars for your town, use the Makedo Safe-saw and cut the bottom off a coffee cup. Cut out a little fold-up windscreen and attach bottle lids as the wheels using Makedo Re-clips.



2 To make a factory, connect two paper tubes to each side of a small box using Makedo Re-clips. Connect the small box on top of a larger box. Decorate with some chimney smoke to finish off.



3 To make a fountain for the town square, layer yogurt tubs and bottle lids. Connect them together using Makedo Re-clips, adding some paper or card as the splashing water.

· Connect · Saw · Build ·



4 Don't forget transport for your Townspeople! To make a bus stop use the Makedo Safe-saw and cut the edge at the corner of a small box as shown in the image. Fold the flaps so they overlap on the corner and connect using a Makedo Re-clip.



5 Now for the Town Hall and clock tower, the heart of the city. Connect a round foil tray to the front of a milk carton. Draw in some numbers... this will be the clock on top of the building. Connect the milk carton to a nice wide box.



6 To complete your creation, you need homes and shops for your Townspeople. Source milk cartons and use the Makedo Safe-saw to cut through three sides of the top of your milk carton. Fold down as shown and connect the loose flaps on either side of your milk carton using Makedo Re-clips. This is the awning. Decorate to add unique character to each building.

· Build · Share ·



7 Your Town scene is complete! Make cardboard roads and other urban features like a park or a zoo to add to your growing creation. Remember to share what you've made with us at mymakedo.com, we'd love to see it!

