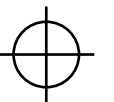
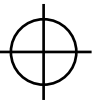
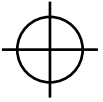


This scale indicates that your print is the correct size



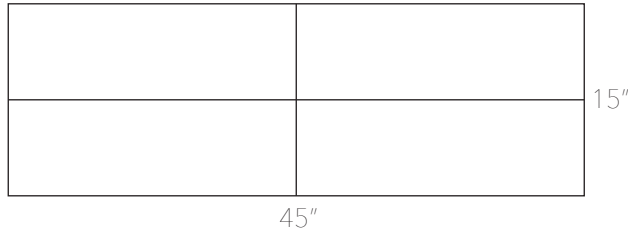


Nose Outline

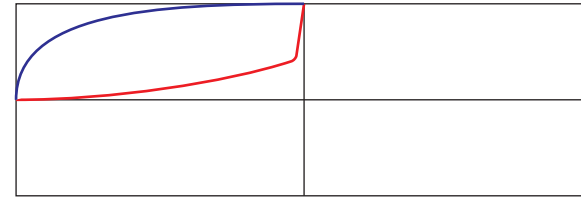
# Mini Simmons

Spin Template Dimensions 45" x 15"

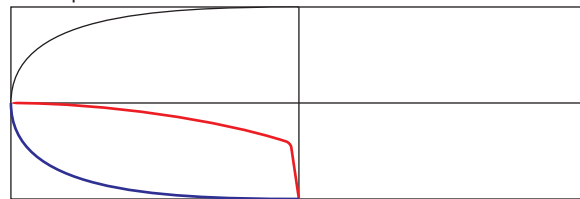
1. Mark 45" x 15" rectangle and center lines



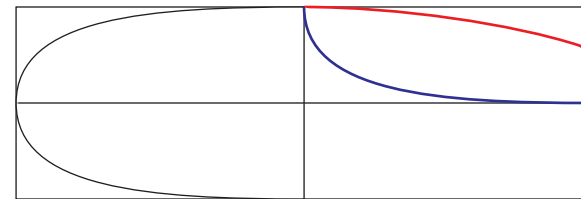
2. Align nose with CL and outline, trace



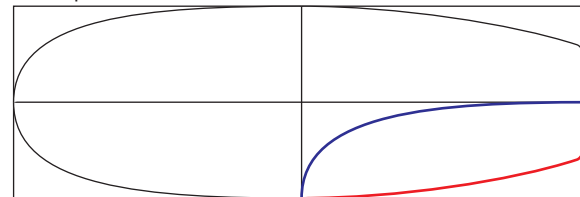
3. Flip over CL and trace other nose outline



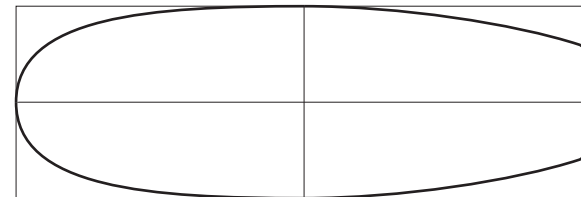
4. Slide across to tail, orient on CL and outline



5. Flip over CL and trace other tail



6. Done!



Tail Outline

