


Ax




Pistol



Blow Gun




Mace




Mace & Chain



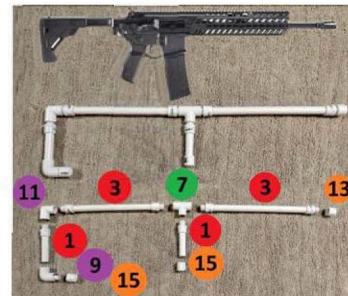
Wakizashi



Tekko




Hook Sword




Long Gun




Push Dagger




Tanto



Tonfa



Sai




Kama


Practice Weapons

Assembly Instructions

Note: None-contact only for training. Practice weapon does not mean safe weapon; configurations shown can cause injury or harm if used inappropriately. Use only under the care of a competent instructor; user assumes all liability.




Jo




Bo



Nunchucks




Cane



Katana



Escrima




3 Section Staff


Alternate Configurations




Bo → Spear



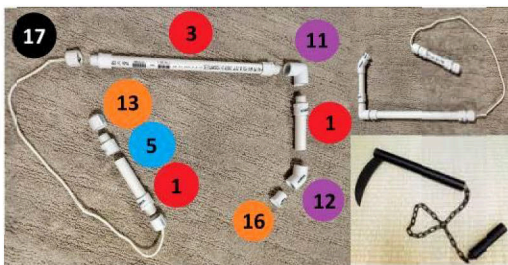
Sai → Jitte




Sai → YinYang



Naginata



Kusarigama




Broad Sword



Manriki



Yawara



Shuriken

WEAPONS PARTS LIST		Part	Qty.	Description
1	2	Short pipe (3.5" pipe with w/#5 glued to one end)	2	Tonfa
2	2	Medium pipe (1.1" pipe w/#5 glued to one end)	2	Sai
3	2	Long pipe (1.3" pipe w/#5 glued to both ends)	2	Kama
4	4	Threaded female to threaded female	4	Bo staff
5	4	Female slip to male thread	2	Jo staff
6	2	Female thread to male thread	2	Nunchuks
7	2	Threaded tee	2	Cane
8	2	Slip cross	2	Katana
9	2	Slip/slip elbow (w/1.25" pipe glued in 1 side)	2	Kubaton
10	2	Slip/threaded elbow (w/1.25" pipe glued in 1 side)	2	Escrima
11	2	Threaded elbow	2	Manriki
12	2	Slip 45 degree elbow	2	3-sec. staff
13	4	Threaded cap	4	Naginata
14	2	Threaded plug	2	Kusarigama
15	2	Slip cap	2	Broadsword
16	4	Slip plug	4	Wakizashi
17	2	2 threaded caps with 1/4" holes, w/ 2x" clothesline	2	Jitte
				Yin-yang sai
				Tanto
				Spear
				Blowgun
				Pistol
				Long gun
				Ax
				Mace & chain
				Mace
				Hook sword
				Shuriken
				Tekko
				Push dagger