

PUPPET BUILDING: AGORO STYLE

SUPPLY LIST

©

Chris Buckingham

Marathon Pictures



AGORO
the Phobic Monster




SUPPLY LIST






For use with “Puppet Building: Agoro Style, Series One”

The series can be found at...

<http://www.agorotheophobicmonster.com/video-reel>

Current as of Feb 2017

<h2>Tools</h2>		
Needle	Used for: Sewing Used on: Head, Arms, Legs, Body Alternatives: Just make sure it's fairly sturdy, nothing thin or fragile. Cost: \$4-ish Source: Craft Shop	
Sewing Pins	Used for: Sewing Used on: Head, Arms, Legs, Body Alternatives: None Cost: \$2 Source: Craft Shop	
Upholstery Thread “Gutermann M782”	Used for: Sewing Used on: Head, Arms, Legs, Body Alternatives: Make sure the colour compliments the colour of the fabric you're using Cost: \$10 Source: Craft Shop or Ebay	



<p>Puppet Pattern “The Roly”</p>	<p>Used for: Tracing fabric Used on: Head, Arms, Body, Skull Alternatives: None Cost: \$25 Source: www.ProjectPuppet.com</p>	
<p>Puppet Pattern “Legs and Feet Pattern”</p>	<p>Used for: Tracing fabric Used on: Head, Arms, Body, Skull Alternatives: None Cost: \$15 Source: www.ProjectPuppet.com</p>	
<p>Scalpel “X-Acto Knife”</p>	<p>Used for: Cutting out the Skull Pieces Used on: Foam Sheet Alternatives: None Cost: \$6, you’ll also need spare blades Source: Hardware Store</p>	
<p>Scissors</p>	<p>Used for: Cutting Stuff Used on: Lots of things Alternatives: None. Just make sure they’re fairly sturdy. Cost: \$10 Source: Hardware Store</p>	
<p>Leather Hole Punch “Awl” (12cm)</p>	<p>Used for: Making clear holes in foam and fabric Used on: Hands, Body, Head Alternatives: A scalpel will work but will tend to create a tear where a neat hole is needed. Cost: \$5 for 3 Source: Ebay</p>	

<p>Sharpie (Black)</p> <p>(Fine Point)</p>	<p>Used for: Tracing Patterns Used on: Various Fabrics Alternatives: Any permanent marker with thin tip. Cost: \$2.50 Source: Stationary Shop</p>	
<p>Sharpie (Silver)</p> <p>(Fine Point)</p>	<p>Used for: Tracing Patterns Used on: Various Fabrics Alternatives: Any permanent marker with thin tip. Cost: \$2.50 Source: Stationary Shop</p>	
<p>Contact Adhesive</p> <p>“Gel Bond”</p> <p>(400g)</p>	<p>Used for: Gluing Foam Used on: Skull, Roller Skate Bearings Alternatives: Barge Cost: \$17 Source: Hardware Store</p>	
<p>Super Glue</p>	<p>Used for: Puppet Swivel Joints Used on: Arms Alternatives: None. Just get good glue Cost: \$3-5 Source: Hardware Store</p>	
<p>Electric Drill</p>	<p>Used for: Straightening Arm Rods Used on: Arm Wire Alternatives: None Cost: Varies, as low as \$30 Source: Hardware Store</p>	

<p>Pliers</p>	<p>Used for: Removing the cap from the rivet Used on: Hands Alternatives: They don't need to be heavy duty, just good at gripping. Cost: \$10 Source: Hardware Store</p>	
<p>Screwdriver (Phillip's Head)</p>	<p>Used for: Tightening the Puppet Swivel Joints Used on: Arms Alternatives: None Cost: \$10 Source: Hardware Store</p>	
<p>Dust Mask</p>	<p>Used for: Protection when using Contact Adhesive Used on: You Alternatives: Anything that will filter fumes safely Cost: \$5 for a dozen or so Source: Hardware Store</p>	
<p>Disposable Gloves</p>	<p>Used for: Protection when using Contact Adhesive Used on: You Alternatives: None Cost: \$14 for 100 Source: Hardware Store</p>	
<h2>Materials</h2>		
<p>High Quality Faux Fur (60cm x 150cm)</p>	<p>Used for: Skin Used on: Head, Arms, Legs, Body Alternatives: You can use any fabric or material that suits your own design Cost: Varies - \$20 to \$45 Source: Craft/Fabric Shop</p>	

<p>Polar Fleece (Black)</p> <p>(20cm x 110cm)</p>	<p>Used for: Bottoms of the Feet Used on: Feet Alternatives: Completely up to you what material or colour you want for your design Cost: \$2 Source: Craft/Fabric Shop</p>	
<p>Satin Fabric (Black)</p> <p>(20cm x 110cm)</p>	<p>Used for: Palms of Hands Used on: Hands Alternatives: Completely up to you what material or colour you want for your design Cost: \$2.50 Source: Craft/Fabric Shop</p>	
<p>Felt (Black)</p> <p>(A4 Size)</p>	<p>Used for: Lining the Mouth Used on: Head Alternatives: Anything thin and soft. Choose whatever colour suits your design Cost: \$2 Source: Craft/Fabric Shop</p>	
<p>Stuffing</p> <p>“Poly-Fil”</p> <p>(200g)</p>	<p>Used for: Stuffing the legs and arms Used on: Legs, Arms Alternatives: None. Cost: \$7 Source: Craft Shop</p>	
<p>Blind Rivet</p> <p>(4.8mm {3/16”} diameter, 6.4mm {1/4”} grip)</p>	<p>Used for: Making the Arm Rod Guide Hole Used on: Hands Alternatives: None Cost: \$8 for 100 Source: Hardware Store</p>	

<p>Teddy Bear Eyes (21mm)</p>	<p>Used for: Eyes Used on: Head Alternatives: Whatever you can think of that works for your character Cost: \$3.50 for 8 Pack Source: Craft Shop</p>	
<p>Roller-Skate Bearing (22mm outer diameter)</p>	<p>Used for: Puppet Swivel Joint Used on: Arms Alternatives: None Cost: \$4 for 10 Source: Ebay or... ... BUY THE COMPLETE JOINT FROM OUR ONLINE STORE www.agorotheophobicmonster.com</p>	
<p>Nuts and Bolts (3/16" x 18mm)</p>	<p>Used for: Puppet Swivel Joint Used on: Arms Alternatives: None Cost: \$4 for 20 sets Source: Hardware Store or... ... BUY THE COMPLETE JOINT FROM OUR ONLINE STORE www.agorotheophobicmonster.com</p>	
<p>Washer (20mm)</p>	<p>Used for: Puppet Swivel Joint Used on: Arms Alternatives: None Cost: \$4 for about 20 Source: Hardware Store or... ... BUY THE COMPLETE JOINT FROM OUR ONLINE STORE www.agorotheophobicmonster.com</p>	
<p>Doll Joint Diameter (35mm)</p>	<p>Used for: Connecting Legs to Body Used on: Legs Alternatives: None Cost: \$3.50 Source: Ebay or Craft Shop</p>	

<p>Doll Joint</p> <p>“Toy Craft Joint”</p> <p>Diameter (20x20mm/ 20x5mm)</p>	<p>Used for: Puppet Swivel Joint Used on: Arms Alternatives: None Cost: \$5 for 50 sets Source: Ebay or... ... BUY THE COMPLETE JOINT FROM OUR ONLINE STORE www.agorotheophobicmonster.com</p>	
<p>Plumbers Insulation Tubing</p> <p>“K-Flex”</p> <p>(3cm diameter)</p>	<p>Used for: Hand Grip Used on: Head Alternatives: For alternative ways to create hand grips do an online search Cost: \$3 for 1m Source: Hardware Store eg... https://www.bunnings.com.au/our-range/brands/k/k-flex</p>	
<p>Plumbers Insulation Tubing</p> <p>“K-Flex”</p> <p>(5cm diameter)</p>	<p>Used for: Hand Grip Used on: Head Alternatives: For alternative ways to create hand grips do an online search Cost: \$4.50 for 1m Source: Hardware Store eg... https://www.bunnings.com.au/our-range/brands/k/k-flex</p>	
<p>Foam Mat</p> <p>“Interlocking Floor Foam/Gym Mat”</p> <p>(15mm thick)</p>	<p>Used for: Hand Armature Used on: Hand Alternatives: None, not really. This is the best stuff Cost: Varies, just get small kids tiles Source: Ebay</p>	
<p>Foam Sheet</p> <p>(1cm thick)</p>	<p>Used for: Making the skull and mouth Used on: Head Alternatives: None Cost: Varies Source: Pool Supplies or Rubber Store eg... https://www.clarkrubber.com.au/</p>	

<p>Rubber Strip</p> <p>“Insert Rubber / Gasket Rubber”</p> <p>(3mm thick) (10cm x 40cm)</p>	<p>Used for: Mouth Plates in the Skull Used on: Head Alternatives: None Cost: \$5 Source: Pool Supplies or Rubber Store eg... https://www.clarkrubber.com.au/</p>	
<p>Flexible Tie Wire</p> <p>(10m x 3mm)</p>	<p>Used for: Making the fingers on the Hand Armature Used on: Hands Alternatives: None Cost: \$2 Source: \$2 Shop, Hardware Store</p>	
<p>Galvanized Wire</p> <p>(3mm thick)</p>	<p>Used for: Making the Arm Rods Used on: Arms Alternatives: None Cost: Varies Source: Hardware Store</p>	
<p>Plastic Sheets</p> <p>“Template Plastic Plain”</p> <p>(2 x A4) x 3</p>	<p>Used for: Tracing the Patterns Used on: Patterns Alternatives: Cardboard Cost: \$8 each Source: Craft Shop or Ebay</p>	
<p>Cutting Board</p> <p>“Acoustic Pinboard”</p> <p>(800 x 900 x 9mm)</p>	<p>Used for: Protecting the surface you’ll be working on Used on: Everything Alternatives: Any yielding, firm and flat material. Cost: \$25 Source: Hardware Store</p>	

Brought to you by...

AGORO
the Phobic Monster