

Radio Back-Pack

A Paracord Army Man Accessory



James Cahoon
October 25, 2013

Step 1

Cut Three pieces of paracord, two 9" and one 10". Remove the center strands. Cut three pieces of 22 gauge wire the same lengths.

Step 2


Use a lighter to melt one end of each paracord outer sheathing and insert the corresponding length of wire in the center. Stretch the paracord along the wire and melt the other end of the paracord sealing the



wire inside. Fold the 9" lengths in half to find the center. Fold the 10" length as show in the photo. This one will make the antenna.

Step 3

Wrap one 9" piece and the 10" piece at their centers, as found in the previous step, around the Army Man arms. Thread the other 9" length through the wraps and center from left to right. Notice that the longer lead (the antenna) points down.




Step 4

Start the back-pack weave by folding back the horizontal center leads. Be sure that all horizontal and vertical leads are arranged as shown in the photo.



Step 5

Weave the vertical leads into the horizontal leads. Tighten all leads and form the back-pack into an even rectangular shape. Now is a good time to turn over the model and check that the arm straps aren't too tight. If they are too tight, loosen them a little by pulling some lead back into the



straps.

The back-pack can be removed by bending the Army Man arms back and pulling them out of the straps. Don't remove the back-pack at this step.



Step 6


Repeat the weave in step 5 two more times. Keep the back-pack rectangular as each layer is tightened.

There should be a total of three layers. This will bring the antenna to the top as shown in the picture. Remove the back-pack for finishing.



Step 7

Trim all of the leads, except the antenna lead, to about 1/8" from the back-pack. Cut back the wire inside. Then use a lighter to melt and flatten the leads to the back-pack. Cut the antenna lead so it's top is just above the head of the Army Man. Then trim the wire inside back by about 1/8" of an inch. Melt and seal the top of the antenna with the lighter.



Step Done

The finished Army Man Radio Back-Pack.

