

NATIONAL RED BULL FLUGTAG.

1 DAY. 5 CITIES. YOU ARE NOW PART OF THE BIGGEST SPLASH IN AVIATION HISTORY.



PILOT'S HANDBOOK

DALLAS/FT WORTH, LAKE CAROLYN

September 21, 2013

#flugtag . redbullflugtagusa.com



ARE YOU READY TO TAKE THE PLUNGE?

CLEARED FOR TAKEOFF AT LAKE CAROLYN

Congratulations and welcome to the world's most creative, exhilarating and downright loony event: RED BULL FLUGTAG!

You are one of only 30 teams chosen for Red Bull Flugtag Dallas/Ft Worth, where you will generate the excitement in front of thousands of spectators. This wacky event is only a couple of months away now so here are some aeronautical insights to assist you in taking your design from blueprint to reality. This handbook provides you with the essential information you need, as well as the rules of Red Bull Flugtag.

Throughout the document you'll also find more information on your competition and an overview of what's to come in the next few months. I know you might have many questions about Red Bull Flugtag. Have no worries. Consider me your "Control Tower". Don't hesitate to contact me at dfw@redbullflugtagusa.com with any questions you might have. I will be sending out a biweekly newsletter, which will aid you during the build phase. It will include any upcoming deadlines, reminders, tips, some fun video clips and information about other team activity.

Remember to check out the website, www.redbullflugtagusa.com, for updates, and make sure to keep your social media pages up to date and full of content for your growing fanbase! I hope you all have fun in the upcoming months and I look forward to working with everyone!

Thank you,
Kendre Hoggard. Pilot Liaison
dfw@redbullflugtagusa.com
Phone: (432) 312-5992



FLIGHT MANIFEST & TEAM CALL SIGNS.

FAYETTECHILL FLYERS
FAYETTEVILLE, AR

HUCK IT
BOULDER, CO

R BAR BOISE
BOISE, ID

THE A-TEAM
MCPHERSON, KS

BULL FIGHTERS
DALLAS, TX

BLUE DELTA JEANS CO.
OXFORD, MS

TEAM YAGER BOMB
LAS VEGAS, NM

REDNECK ROCKETEERS
PERRY, OK

STURGIS BUFFALO CHIP
STURGIS, SD

BAKER ST. PUB
HOUSTON, TX

COLD ASS HONKYS
AKA BUDGET BALLIN'
PROSPER, MS

NOTORIOUS NATE
HALLSVILLE, TX

NUDE POOPER: THE FLIGHT
OF THE NOOPER
RICHARDSON, TX

GAS MONKEY GARAGE
DALLAS, TX

FBG
DALLAS, TX

BIG TEX EN FUEGO
FORT WORTH, TX

TOY ESCAPE
NORTHLAKE, TX

TEAM CAPTAIN PLANET/BALCONES
RECYCLING
DALLAS, TX

FRANK: HOT DOGS COLD BEER
AUSTIN, TX

SCIENTISTS FOR HYPOTENUSES
PLANO, TX

TEAM TWIN PEAKS
DALLAS, TX

TEAM PEGACORN
FORT WORTH, TX

THE VELVET ELVIS
DALLAS, TX

THE VIVA KNIEVELS
MCKINNEY, TX

DUCK TAPE DYNASTY
DENTON, TX

DOWN TO EARTH DWORKS
GEORGETOWN, TX

TEXAS SKI RANCH
NEW BRAUNFELS, TX

BASS ACKWARDS
WAXAHACHIE, TX

TEAM FUEL FAIRY
DALLAS, TX

TEACHER CHUCK'N
ARLINGTON, TX

TOP GUN
KELLER, TX

REC SHOP
DALLAS, TX

TEAM YEE HAW
PLANO, TX

THE PARTY POLICE
DALLAS, TX

CAVIAR CLUB
DALLAS, TX

TEAM TALL BOY
JACKSON, WY



FLIGHT PLAN ITINERARY.

IMPORTANT DATES:

JUNE 20 UNVEILING EVENT
..... BUILD PHASE BEGINS

JULY 19 FACTS SHEET DUE
..... MATERIALS LIST DUE
..... BUILD SCHEDULE DUE

AUGUST 17 TEAMS SHOULD BE HALF WAY THROUGH CRAFT BUILD
..... LIVE SHOW CALL WITH RED BULL RISK MANAGEMENT AND
..... COMPETITION DIRECTORS

AUGUST 30 TEAM MUSIC DUE

SEPTEMBER 7 TEAM NAMES FINALIZED
..... SKIT REVIEW DUE
..... FINALIZE SPONSORS
..... FINALIZE HANGAR PLANS

SEPTEMBER 20 TEAM CHECK IN & CRAFT DROP OFF

SEPTEMBER 21 NATIONAL RED BULL FLUGTAG



RULES & REGULATIONS.

PLEASE PUT YOUR SEATBACKS AND TRAY TABLES IN THE UPRIGHT AND LOCKED POSITION.

CRAFT ELEMENTS

- Length = 20 FT. max (Craft body 10 FT. max)
- Width of Wings = 28 FT. max
- Height = 10 FT. max
- Weight = 400 lbs. max with pilot
- No pre-fabricated 2-part gliders (all gliders must be piloted by hang bar or swing seat – cannot be strapped in or onto craft).
- For 2 part crafts (base and craft), the base cannot exceed 5 ft.
- All crafts must be pushed from rear, no catapulting.
- Chicken wire is highly discouraged, but if used, all wire must be completely covered (inside & outside craft) with fabric/tyvek material.
- Use of materials that float is highly recommended (i.e. foam, wood, etc...).
- * Any sharp edges should be sealed with duct tape or pipe foam. Any loose or exposed nails or screws should be cut off or covered with duct tape. Any exposed wood should be covered with cloth or duct tape to avoid splinters etc. This will avoid any unforeseen injuries to participants.



TOP TEN TIPS AND TRICKS FOR YOUR BUILD

- 1 Wheels! – Caster wheels and small wheels are not ideal. Please try to use larger, sturdier wheels to make sure your craft gets as much momentum as possible before launching into the wild blue yonder.
- 2 BIGGER is BETTER – Remember, you are 100 feet off land and 30 feet above water, your craft will be dwarfed by the distance! Use the 28-foot wingspan! The bigger the craft (within the restrictions of course) the better.
- 3 Think LIGHTWEIGHT. The pilot AND the craft combined can weigh 400lbs. Keep this in mind when choosing your materials and pilot.
- 4 When you hit the water, we need to get you out of the craft ASAP, so please think of an “escape route” when building your craft. You can’t be in an enclosed bubble, box or cockpit! If you have any specific questions here, ask your Pilot Liaison.
- 5 All sharp edges, exposed bolts, screws and sharp pieces must be padded! This can be done with duct tape, pool noodles/insulation piping, etc.
- 6 No seat belts allowed.

TOP TEN TIPS AND TRICKS FOR YOUR BUILD (cont.)

- 7 No pyrotechnics or smoke allowed on the deck. If you have questions about this, please ask your Pilot Liaison immediately.
- 8 Aim to FLY! While we love the funny "fallers" who plummet immediately off the deck, 1/3 of your score is your flight distance, so keep this in mind when finalizing your design.
- 9 The other 2/3? Well, 1/3 is creativity, so make your craft and costumes look good – it's as simple as that!
- 10 The final 1/3 of your score is based on showmanship, so begin working on your skit now! This year we insist on seeing ALL skits prior to event day whether during a team visit or via online video, so step it up!

PILOT POSITIONING

- Pilots must jump off the flight deck feet first and away from craft. No exceptions!
- Pilots must ride outside crafts. No riding inside, encircled by craft or sitting on a bike seat.
- Pilots cannot lie on stomach during take-off (i.e. planking).
- No obstruction to pilot's face (mask, glasses, etc...), they must have a clear view.
- No pilot can be affixed/secured to their craft i.e. by sling, carabineer, harness, buckles, and seatbelts.
- * Pilots atop of crafts must be in a crouch position, not to exceed 10' max with pilot (at the discretion of the safety / craft inspection crew).

JUDGING


A panel of celebrity judges has been recruited for the day to rank and rate your team's performance across three categories. Each of these criteria makes up 1/3 of your score:

1. Flying distance: Self-explanatory really. Just fly as far across the water as you can.
2. Creativity: This is all about the design and originality of both your flying machine and your crew, the more inventive the better.
3. Showmanship: Your team will perform a 30 second skit before take-off. This is your opportunity to wow the judges with your talents and win over the crowd – which can only help! Please think about your music well in advance, and which part of the track it will be, as we will need this information prior to the event.

Judges will be announced closer to the event.

NONE OF THE FOLLOWING WILL BE PERMITTED

- Air horns over 200 psi
- Heat producing elements
- Flares
- Smoke bombs
- No ropes of any type are to be used on craft
- Projecting items into crowd (via gun, or throwing)
- Liquids
- Fire



NONE OF THE FOLLOWING WILL BE PERMITTED (cont.)

- Pyro
- Firecrackers
- High-pressure cylinders
- Chemicals
- Caster wheels (shopping cart type wheels)
- Dry Ice
- Heavy duty battery operated machinery on craft
- Parachutes
- Full face head gear/helmet or mascot headwear
- No grocery carts as "crafts"

MAYDAY, MAYDAY!

Jumping off a 30-foot high deck over water on a homemade flying machine might be a little intimidating, but we take every precaution to keep you safe! That starts with your craft. We will do a safety inspection of your craft once it has arrived on site, but here are a few things to be aware of before then:

- Your pilot cannot be enclosed in the craft. He/she/other needs to be sitting on top of it or some where where he/she/other can easily escape if the craft doesn't make a smooth landing on the water's surface. Got questions? ASK!
- Cover all sharp edges or objects with foam, pool noodles, duct tape, whatever you've got! We will confirm that all these edges are covered during the safety walk through. The more prepared you are, the better.
- No exposed wood. Wood should be covered with cloth, duct tape or other material to avoid splinters and splintering.
- TEAMS MUST BE SELF SUFFICIENT. This means, no team "helpers" (friends, family, etc...). All 5 team members must be able to move their own craft to the flight deck, with limited assistance from the production crew and caddies.
 - No ladders: pilot must be able to get on craft without the assistance of a ladder.
 - Limited on-site assembly: craft must be 95% complete by the time you arrive onsite. No welding, painting or power tools. Minimal assembly is ok.
- **PARTICIPANTS IN ALTERED STATES:** ALCOHOL AND DRUGS ARE STRICTLY PROHIBITED. No alcohol, if you are of age, can be consumed until after the event, this includes illegal drugs, or the whole team will be disqualified.
- **HELMETS and LIFE VESTS** – Are mandatory! ALL participants must wear Red Bull Risk Management issued helmets and life vests. Helmet sizes ranges from small to XL, and life vests from youth to 3XL. Anyone not fitting into these sizes needs to be approved by Red Bull Risk Management.
 - No personal GoPro or helmet cameras are allowed. Only helmet camera's provided by our Live Show team are allowed.
 - Nothing can be zip tied to the helmets. Only duct tape can be used.
 - *Note – life vest must be worn OVER your costume, so please plan ahead.
- **EYE PROTECTION** - Sunglasses are allowed to be worn in your skit but not when jumping off the flight deck. Glasses of any type can result in eye damage. Contact lenses must be worn if pilot needs corrective lenses. Goggles are an acceptable option.



- **EXTRA PROTECTION EQUIPMENT** – Shin guards, shoulder pads, athletic supports are welcome for extra protection, but must be inspected by Red Bull Risk Management.
- **CLOSED TOE/CLOSED BACK SHOES** – Are mandatory! At all times, even when loading in your craft. We know it can be hot, and most will be in flip flops, but you will not be allowed onsite wearing them. This also applies to you while in costume. i.e., if you have a “Baywatch” theme, and are in swimsuits, you still need to wear closed toe/closed back shoes. **NO EXCEPTIONS!** If you are wearing boots, holes must be made around the shoe (not in the toes) to allow water to escape.

IN FLIGHT ENTERTAINMENT

You will be busy building your craft, but don't forget your skit! It will be 1/3 of your total score as your “showmanship” points. Make sure to put some time into it... trust me, we can tell if you don't.

ABOUT THE SKIT

- After you and your team are on the flight deck with your craft, you will be given 30 seconds to do a skit, dance, or whatever your heart desires, to the music of your choice. By the end of that 30-second performance, you should be flying over the waters below.
- You will need to get 60 seconds of your music of choice to us via MP3 file, CD whatever means necessary before August 30th. Know though that it's first come, first served, so if someone gets their music in before you and has the same song, you'll have to go back to the drawing board and find a new one.
- Remember this is a family friendly event, so please plan your music and skit accordingly.

TIPS

- **Pick a song everyone knows** and the crowd can get into
- **Make your dance/skit BIG!** It's a big flight deck and it's not that close to shore, so be synchronized and make your movements large and in charge...the more memorable the better.
- **Mouthing movie lines rarely translates well.** Remember, you're playing to tens of thousands of people and not many of them will be able to see your lips move from way up on the flight deck.
- **You want to be off the flight deck immediately after your skit!** There's no worse way to lose the crowd's love and momentum than to have your music stop before you launch off the deck (hint: that's why we ask for 60 seconds of music, even though your skit will only be 30 seconds long)



TIPS (cont.)

- You need to leave the flight deck as clean as you found it. What does this mean? That means no dumping liquids, no throwing glitter and no pillow fights on the flight deck. If one of these is pivotal to your skit, let us know and we can help you out with alternatives.

COSTUMES

In addition to your flying machines costumes are the main component to help you convey your team theme.

- Think about it ahead of time. Brainstorming your costume while you finalize your craft ideas will be your best bet.
- **Consider the weather!** Being covered from head to toe for 5 hours in the sun will not be comfortable.
- **Helmets and life vests** – Are mandatory for all participants!
- **Extra Protection Equipment** – Shin guards, shoulder pads, athletic supports are welcome for extra protection, but must be inspected by Red Bull Risk Management.
- **NO** flip flops or open-toed shoes allowed on site.
- **NO** Full-face head gear/helmet or mascot headwear.



INTERFERENCE.

SPONSORSHIPS

Everyone can look for sponsors, and we will do everything we can to support your efforts, but keep in mind that Red Bull has the final approval on all sponsorship opportunities. In addition, all sponsors will need to sign the team sponsorship approval form to be provided by your Pilot Liaison. You are allowed to place sponsor logos on your craft, but you cannot exceed 5 sponsors and ALL sponsor logos must fit in two 12"x12" areas on the left and right side of your craft.

Here are just a few sponsors who won't be accepted:

- Another beverage brand can not be a sponsor of your craft
- No alcoholic beverage sponsors
- No politically driven sponsors

CHATTER.

MEDIA

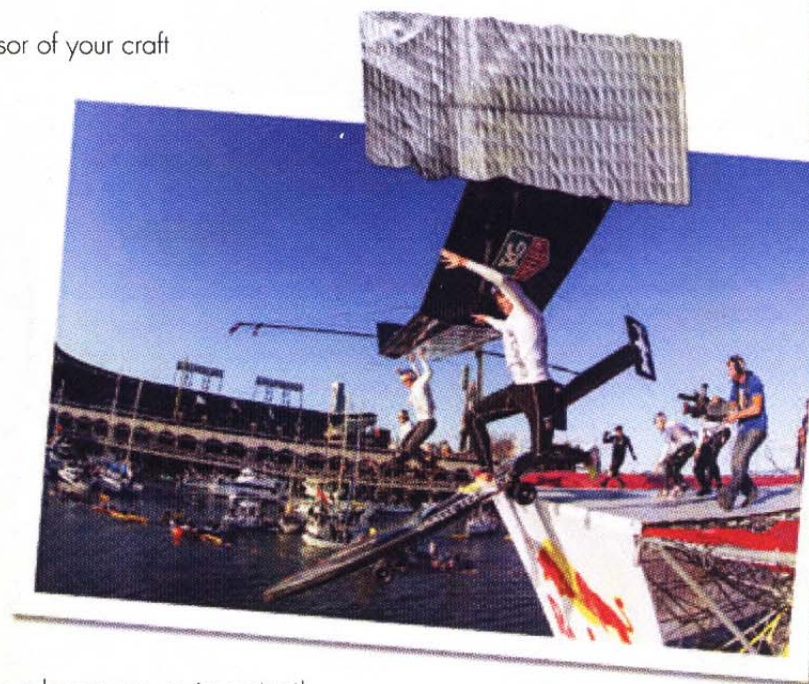
If any of you have ever seen a Red Bull Flugtag before, you know that the media coverage is substantial. This is because we have a Communications Team devoted to reaching out to media over the next couple months and developing features and stories on each of you.

This is part of the reason your fact sheet and appearance releases are so important!

The more info we have on you, the better, so give us all you've got! We will be asking this information from you in an upcoming newsletter.

With that being said:

- Please reach out to your Pilot Liaison BEFORE contacting any media on your own. We have tons of assets at our fingertips that media will love, and more than likely, we're already working on a story with whatever media outlet you're talking to. We just want to make sure we aren't cannibalizing each other's efforts.
- If you happen to have any media contacts (friends, family, team members?), please let us know and we can work together to make sure they've got all the info they need including photos, videos, media passes, and more.



PRE-FLIGHT MANUAL.

THE WEBSITE

Redbullflugtagusa.com will be the launching pad for all things event related. This site will rally the country around Red Bull Flugtag, relay event details AND generate buzz about the teams.

That's right – we mean your team. This is your moment in the spotlight. And your fifteen minutes starts...right...now.

TEAM PAGES

Like we said, this year is all about supporting the teams around the nation. And, as you've probably guessed, the 'TEAMS' section of the website is dedicated to telling each team's story. This includes all the trials, tribulations and wacky shenanigans you encounter as you build your craft.

And we need your help to tell your story.

First, we recommend setting up fresh, new social media accounts for your team. While everyone loves a good cat photo, it's your team and craft photos and videos that people want to see.

Facebook Fan Page: <https://www.facebook.com/pages/create/>

Twitter: <https://twitter.com/signup>

Instagram: <http://help.instagram.com/182492381886913/>

Second, connect your social accounts to the redbullflugtagusa.com website. Instructions to follow shortly from your Pilot Liaison.

Third, keep the world updated. Post sketches. Build Photos. Make videos. Social media is your oyster. Word to the wise – the world can see everything you post. So post wisely.

Your Pilot Liaison will set up a facebook group for daily updates, so keep an eye out for the invitation.

TASK + REWARD

As if your newfound fame and immortality weren't enough, we've created a program called 'TASK + REWARD' to help get you there sooner.



TASK + REWARD (cont.)

Every few weeks leading up to event day, your Pilot Liaison will post a task on your Facebook group page, along with an email notification. Do it, and get the chance to win a sweet, sweet reward.

Respond to the task on your team social media pages (Facebook, Twitter, and Instagram). And make sure to include the specified hashtag. I.E. #awesomeflugtagtask


Want to know what your first task is?

We bet you do. Be patient, you'll find out soon enough...

PEOPLE'S CHOICE AWARD

The People's Choice Award is a very special award given out on event day to the team with the most text votes. This year, we've changed up the rules a bit and both online and text votes will help determine the overall winner. So, another word to the wise – it helps to build a National Red Bull Flugtag social following. Wink, wink. Nudge, nudge.

Good luck!



OUR NATIONAL RED BULL FLUGTAG SPONSORS WOULD LIKE TO WISH YOU ALL THE BEST OF LUCK AS YOU TURN YOUR FLYING DREAMS INTO A REALITY!



Walgreens
AT THE CORNER OF HAPPY & HEALTHY™





#fluataq . redbullfluatacausa.com

