
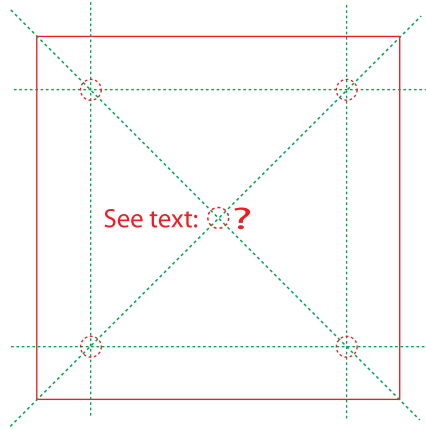


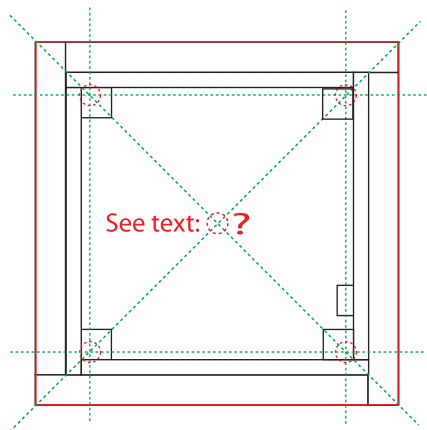
Square Box



Top Cover (1x)
96mm x 96mm x 4mm




Top Cover drill plan




Overview Top Cover &
drill hole locations

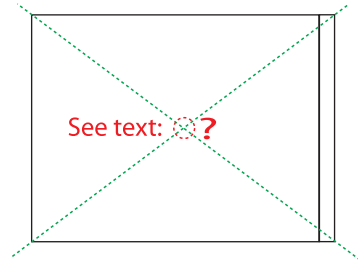
Horizontal & vertical green lines
drawn at 14 mm from each edge



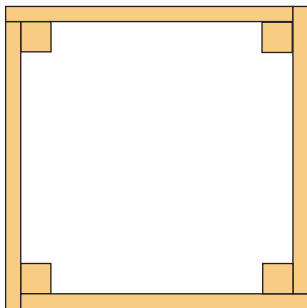
Bottom Cover (1x)
105mm x 105mm x 4mm




Side Wall (4x)
76mm x 60mm x 4mm



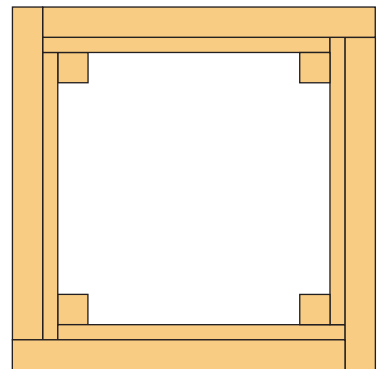
Side Wall drill plan
1 center hole in the front panel
1 center hole in the back panel



Square box with a
8mm x 8mm x 60mm
stick glued in each
inner corner
(4 sticks needed)



8mm x 8mm x 88mm
sticks glued in this
order to the
top and bottom
edge of the square box
(2 x 4 sticks needed)



Top View
when everything is
in place without the
Top- and Bottom cover