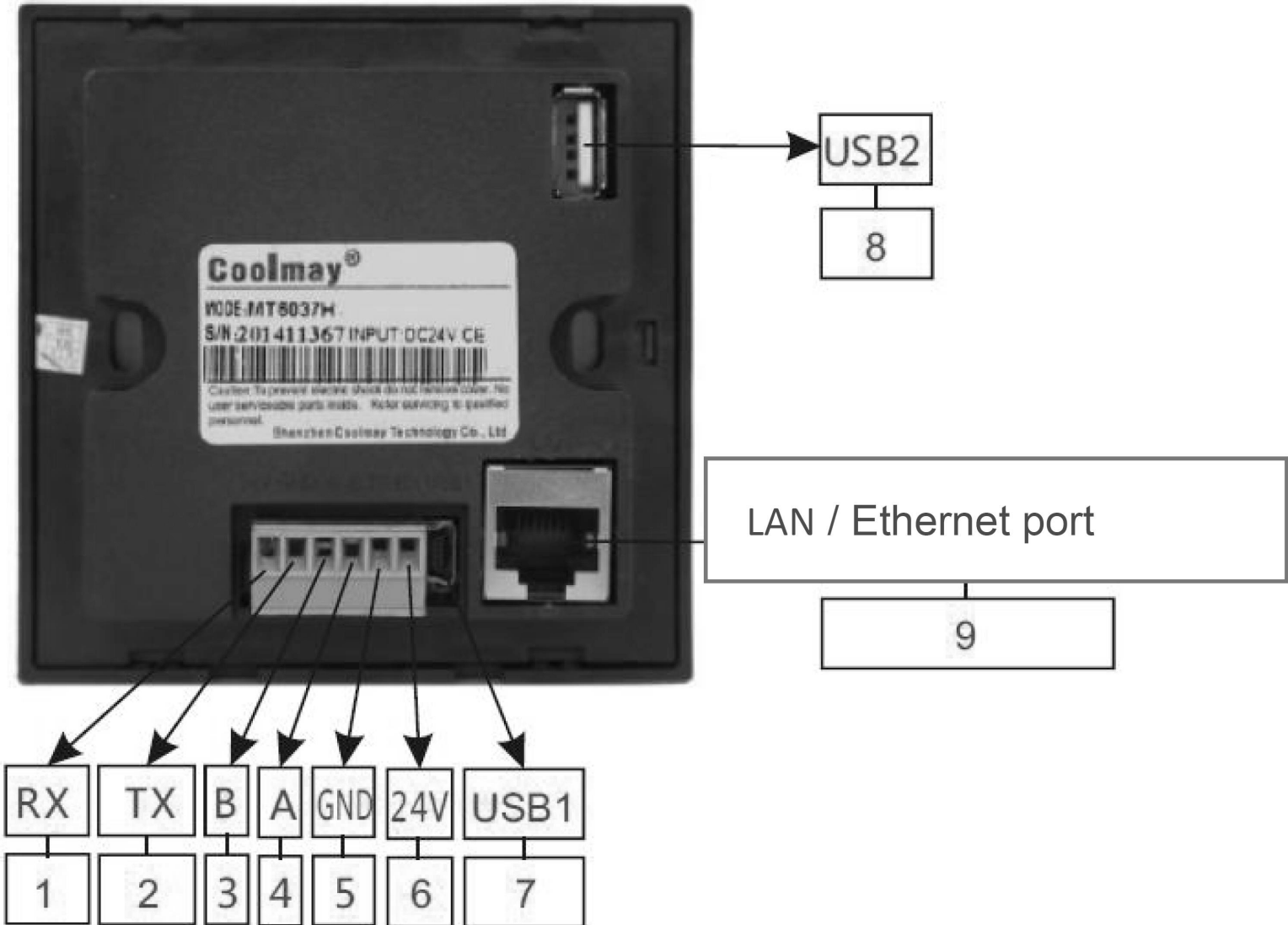



Interfaces:

- 1: 232RX
- 2: 232TX
- 3: 485 -
- 4: 485 +
- 5: Common port of DC24V cathode and RS232
- 6: DC24V +
- 7: HMI program download port
- 8: USB port (U disk. mouse)
- 9: Ethernet port(optional)



POWER ON



TRAITEMENT DE SURFACE

TRAITEMENT DE SURFACE

HIGH [ ] [ ] [ ] [ ] [ ]


[ ] [ ] [ ] [ ] [ ]

NORMAL

MANUAL

UNFORCED


EMERGENCY



EMERGENCY STOP (ATU)



DCY




CAM



AUTO

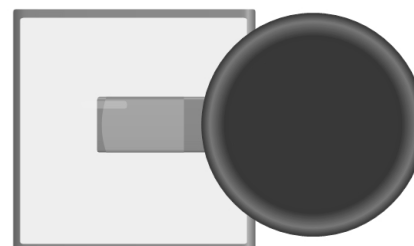
MANUAL

FORCE




J-A

J-D




J-B

FCY




WHITE 1



J-C

WHITE 2



ACQ

