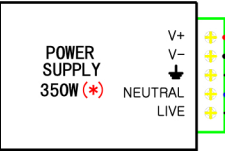

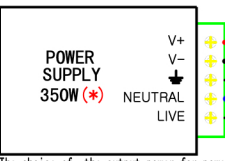
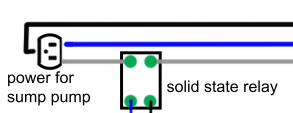
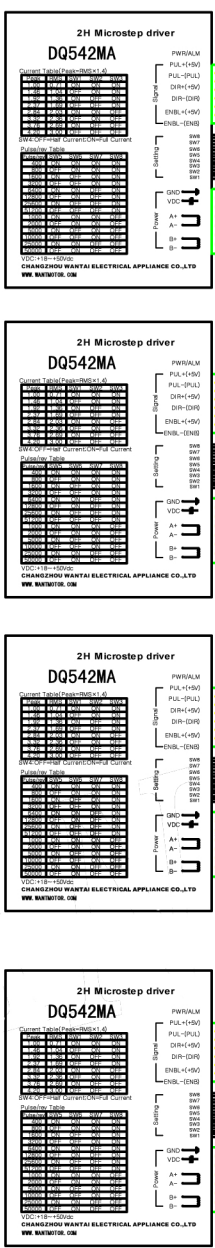


X axis

Z axis

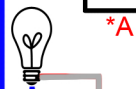
Y(1) axis

Y(2) axis



PIN Layout		
Axis	PUL	DIR
X	2	3
Y(1)	4	5
Z	6	7
A*	8	9

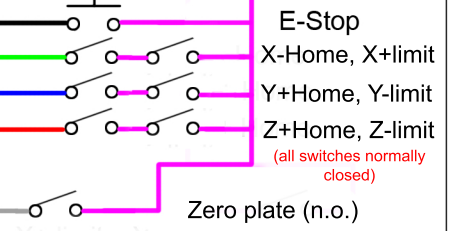
\*A is Y(2) slave to Y(1)



on/off switch



Exhaust fan



Dip switches		
1	on	2.84 Amps
2	on	
3	off	
4	off	1/2 power holding torque
5	off	
6	on	400 steps/rev
7	on	
8	on	

NOTE: when you don't use enbl ports, no need to connect enbl ports

旧底图号

底图总号

日期 签名

格式 (1)

更改标记	更改单号	签名	日期
	LD		2016.4.8
设计			
审核			
工艺			
标准化			
批准			

BREAK+542\*4

CHANGZHOU WANTAI ELECTRICAL APPLIANCE CO.,LTD  
WWW.WANTMOTOR.COM

等级标记	重量	比例
1	共	张

制图:

描图:

幅面: 3#