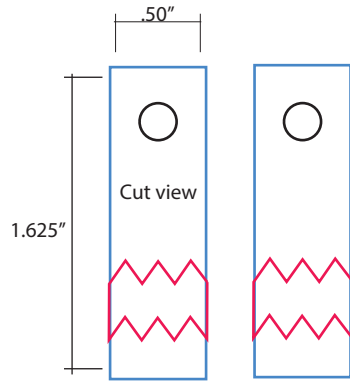
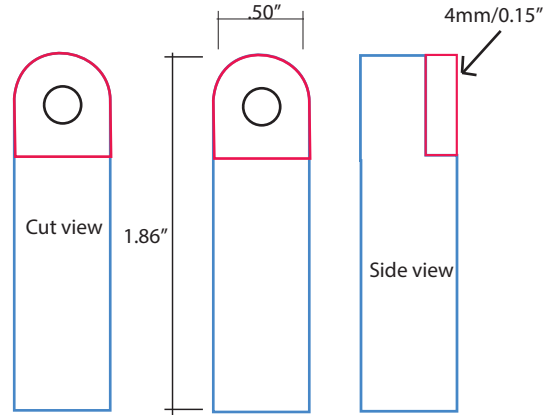


# Wooden Minecraft Steve template

## Arms



## Legs



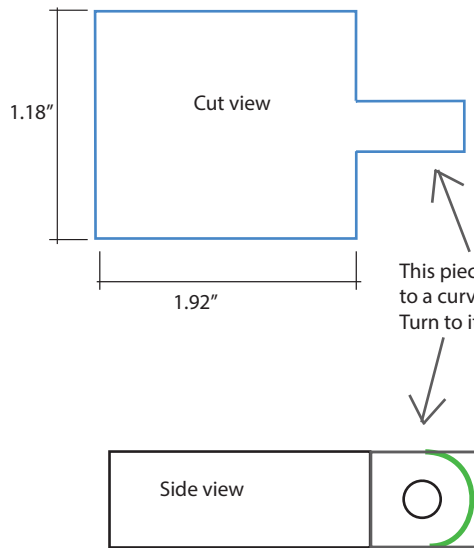
Steve is cut out of 1/2" board, with the exception of his head, which is a 1" cube.

Scroll saw or CNC the blue lines.

The red areas are pocketed with a CNC mill or cut down by hand.

The joint holes can be drilled with a CNC or a drill press with a 3/16" bit to go with the 3/16" wooden dowels.

## Body



This piece will need to be cut or sanded to a curve in order to allow the legs to move. Turn to its side like this.



drill the hole then mark and cut along the green arch.

## Head

